



# **Einstein-Cartan-Evans Unified Field Theory**

**The Geometrical Basis of Physics**

**Horst Eckardt**

Copyright © 2020 Horst Eckardt

PUBLISHED BY THE AUTHOR

WWW.AIAS.US

Layout created with the Legrand Orange Book style by LaTeXTemplates.com.

Book cover and chapter heading images are from the free website unsplash.com

*Creation date: January 18, 2021*

In Memoriam  
Myron W. Evans  
(1950 - 2019)







## 1 Introduction ..... 9

### I Part One: Geometry

## 2 Mathematics of Cartan geometry ..... 15

### 2.1 Coordinate transformations ..... 15

2.1.1 Coordinate transformations in linear algebra ..... 15

2.1.2 General coordinate transformations and coordinate differentials ..... 18

2.1.3 Transformations in curved spaces ..... 22

### 2.2 Tensors ..... 24

### 2.3 Base manifold and tangent space ..... 26

### 2.4 Differentiation ..... 31

2.4.1 Covariant differentiation ..... 32

2.4.2 Metric compatibility and parallel transport ..... 34

2.4.3 Exterior derivative ..... 40

### 2.5 Cartan geometry ..... 44

2.5.1 Tangent space, tetrads and metric ..... 44

2.5.2 Derivatives in tangent space ..... 46

2.5.3 Exterior derivatives in tangent space ..... 47

2.5.4 Tetrad postulate ..... 48

2.5.5 Evans lemma ..... 50

2.5.6 Maurer-Cartan structure equations ..... 51

## 3 The fundamental theorems of Cartan geometry ..... 55

### 3.1 Cartan-Bianchi identity ..... 55

<b>3.2</b>	<b>Cartan-Evans identity</b>	<b>58</b>
<b>3.3</b>	<b>Alternative forms of Cartan-Bianchi and Cartan-Evans identity</b>	<b>62</b>
3.3.1	Cartan-Evans identity . . . . .	62
3.3.2	Cartan-Bianchi identity . . . . .	63
3.3.3	Consequences of the identities . . . . .	64
<b>3.4</b>	<b>Further identities</b>	<b>64</b>
3.4.1	Evans torsion identity (first Evans identity) . . . . .	64
3.4.2	Jacobi identity . . . . .	65
3.4.3	Bianchi-Cartan-Evans identity . . . . .	65
3.4.4	Jacobi-Cartan-Evans identity . . . . .	66

## II

## Part Two: Electrodynamics

<b>4</b>	<b>The field equations of electrodynamics . . . . .</b>	<b>69</b>
<b>4.1</b>	<b>The axioms</b>	<b>69</b>
<b>4.2</b>	<b>The field equations</b>	<b>71</b>
4.2.1	The field equations in covariant tensor form . . . . .	72
4.2.2	The field equations in contravariant tensor form . . . . .	73
4.2.3	The field equations in vector form . . . . .	75
4.2.4	Examples of ECE field equations . . . . .	77
<b>4.3</b>	<b>The wave equation</b>	<b>84</b>
<b>4.4</b>	<b>Field equations in terms of potentials</b>	<b>85</b>
<b>5</b>	<b>Advanced properties of electrodynamics . . . . .</b>	<b>91</b>
<b>5.1</b>	<b>The Antisymmetry laws</b>	<b>91</b>
<b>5.2</b>	<b>Polarization and Magnetization</b>	<b>95</b>
5.2.1	Derivation from standard theory . . . . .	95
5.2.2	Derivation from ECE homogeneous current . . . . .	96
<b>5.3</b>	<b>Conservation theorems</b>	<b>99</b>
5.3.1	The Poincaré theorem . . . . .	99
5.3.2	The continuity equation . . . . .	100
<b>5.4</b>	<b>Examples of ECE electrodynamics</b>	<b>101</b>
5.4.1	Gravity-induced polarization changes . . . . .	101
5.4.2	Effects of spacetime properties on optics and spectroscopy . . . . .	102
5.4.3	The homopolar generator . . . . .	105
5.4.4	Spin connection resonance . . . . .	107
<b>6</b>	<b>ECE2 theory . . . . .</b>	<b>115</b>
<b>6.1</b>	<b>Curvature-based field equations</b>	<b>115</b>
6.1.1	Development from the Jacobi-Cartan-Evans identity . . . . .	115
6.1.2	Development from the Cartan-Bianchi and Cartan-Evans identity . . . . .	121
6.1.3	ECE2 field equations in terms of potentials . . . . .	125
6.1.4	Combining ECE2 and ECE theory . . . . .	127

<b>6.2</b>	<b>Beltrami solutions in electrodynamics</b>	<b>135</b>
6.2.1	Beltrami solutions of the field equations . . . . .	136
6.2.2	Continuity equation . . . . .	138
6.2.3	Helmholtz equation . . . . .	139
6.2.4	Wave equation . . . . .	140
6.2.5	Interpretation of Beltrami fields and examples . . . . .	143







## 1. Introduction

Geometry is visible everywhere in daily life. It appears in objects that have been engineered in any form. We are familiar with geometry, since it has been used for centuries (Fig. 1.1). Also, in pure sciences like mathematics and physics, it plays an important role. The mathematical description of geometry consists of the logic elements of geometry itself, for example, the geometric constructions for triangles (Fig. 1.2). This type of logical treatment dates back to the beginning of recorded time, which is assumed to be around 3500 B.C., when the first written documents appeared in Mesopotamia. For earlier times, we have to rely on documents of stone, like the pyramids in Egypt, which are probably much older than commonly assumed. The Cheops pyramid has been charted in detail, and correlations have been found to the circumference of the earth, hinting that geometry had had an important role even in the Stone Age. At that time, Europe had a flourishing Celtic culture, from which numerous stone relics exist, and the runes used by the druids were geometric signs.

Ancient philosophy, in particular natural philosophy, culminated in Greece. Pythagoras is said to have been the first founder of mathematics, and we all know the Pythagorean theorem. In Athens, where democracy was born, the “triumvirate” Socrates, Plato and Aristotle founded classical philosophy, starting at about 400 B.C. Their schools were valid for about a thousand years. Euclid, who wrote the pivotal treatise on geometric reasoning, *Elements*, was a member of the Platonic school.

During medieval times, knowledge from the Roman Empire was preserved by monasteries of the ecclesia and by Arabian philosophers and mathematicians. The Renaissance, which began in Italy in the 14th century and spread to the rest of Europe in the 15th and 16th centuries, was both a rebirth of ancient knowledge, and the beginning of modern empirical natural philosophy. This philosophy is connected with Galileo Galilei, who constituted the method of experimental proofs, and to Johann Kepler, who established our modern heliocentric model of the solar system, first presented as a hypothesis by Nicolaus Copernicus.

Since the 17th century, the mathematical description of physics has made great progress. Isaac Newton published the law of gravitation, which actually goes back to his mentor Robert Hooke. This represented huge progress in natural philosophy, because celestial events could now be predicted mathematically, although this has become completely possible only since the advent of computers.



Einstein's geometrical concept was the first paradigm shift in physics since Newton had introduced his laws of motion, 300 years earlier. Experimental validation of Einstein's general relativity has been rare, and has mainly concerned the solar system, like the deflection of light by the sun and the precession of the orbit of Mercury. In spite of this limitation, the theory was taken as a basis for cosmology, from which the existence of the big bang and dark matter was later extrapolated.

Unfortunately, this approach to cosmology has introduced self-contradictory inconsistencies. For example, the concept that the speed of light is an absolute upper limit is treated like a dogma in contemporary physics, and thus immune to rational argument. However, to explain the first expansive phase of the universe, one has to assume that this happened with an expansion velocity faster than the speed of light. This example is only one of the criticisms of Einstein that have yet to be answered properly and scientifically.

Later, after Einstein's death, the so-called velocity curve of galaxies was observed by astronomers. This means that stars in the outer arms of galaxies do not move according to Newton's law of gravitation, but have a constant velocity. However, Einstein's theory of general relativity is not able to explain this behavior. Both theories (Einstein and Newton) break down in cosmic dimensions. When a theory does not match experimental data, the scientific method requires that the theory be improved or replaced by a better concept. In the case of galactic velocity curves, however, it was "decided" that Einstein is right and that there has to be another reason why stars behave in this way. Dark matter that interacts through gravity and is distributed in a way that accounts for observed orbits was then postulated. Despite an intensive search for dark matter, even on the sub-atomic level, nothing has been found that could interact with ordinary matter through gravity, but not interact with observable electromagnetic radiation, such as light. Sticking with Einstein's theory seems to be a pipe dream, but nobody in the scientific community dares to abandon this non-working theory.

The members of the AIAS institute, Myron Evans at the head, took over the task of developing a new theory of physics that overcomes the problems in Einstein's general relativity. Shortly after the year 2000, Myron Evans developed the "Einstein Cartan Evans theory" (ECE theory [1–5]) as a replacement, and was even able to unify this with electrodynamics and quantum mechanics. This led to significant progress in several fields of physics, and the most significant aspects are described in this text book.

ECE theory is based entirely on geometry, as was Einstein's general theory of relativity. Therefore, Einstein is included in the name of this new theoretical approach. Both theories take the geometry of spacetime (three space dimensions, plus one time dimension) as their basis. While Einstein thought that matter curves spacetime and assumed matter to be a "source" of fields, we will see that ECE theory is based entirely on the field concept and does not need to introduce external sources. This idea of sources created a number of difficulties in Einstein's theory.

Another reason for these difficulties is that Einstein made a significant mathematical error in his original theory (1905 to 1915), because all of the necessary information was not yet available. Riemann inferred the metric around 1850, and Christoffel inferred the idea of connection around the 1860s. The idea of curvature was inferred at the beginning of the twentieth century, by Levi Civita, Ricci, Bianchi and colleagues in Pisa. However, torsion was not inferred until the 1920s, by Cartan and his colleagues in Paris.

Therefore, in 1915, when Einstein published his field equations, Riemann geometry contained only curvature, and there was no way of determining that the Christoffel connection must be antisymmetric or at least asymmetric. The arbitrary decision to use a symmetric connection was made into an axiom, and the inferences of Einstein's theory ended up being based on incorrect geometry. Omission of torsion leads to many problems, as has been shown by the AIAS Institute, in great detail [6].



Torsion is a twisting of space, which turns out to be essential and inextricably linked to curvature, because if the torsion is zero then the curvature vanishes [6]. In fact, torsion is even more important than curvature, because the unified laws of gravitation and electrodynamics are basically physical interpretations of twisting, which is formally described by the torsion tensor.

ECE theory unifies physics by deriving all of it directly and deterministically from Cartan geometry, and doing so without using adjustable parameters. Spacetime is completely specified by curvature and torsion, and ECE theory uses these underlying fundamental qualities to derive all of physics from differential geometry, and to predict quantum effects without assuming them (as postulates) from the beginning. It is the first (and only) generally covariant, objective and causal unified field theory.

This book first introduces the mathematics on which ECE theory is based, so that the foundations of the theory can be explained systematically. Mathematical details are kept to a minimum, and explained only as far as is necessary to ensure understanding of the underlying Cartan geometry. This allows the fundamental ECE axioms and theorems to be introduced in a simple and direct manner. The same equations are shown to hold for electrodynamics, gravitation, mechanics and fluid dynamics, which places all of classical physics on common ground. Physics is then extended to the microscopic level by introducing canonical quantization and quantum geometry. The quantum statistics used is classically deterministic. There is no need for renormalization and quantum electrodynamics. All known effects, up to and including the structure of the vacuum, can be explained within the ECE axioms, which are based on Cartan geometry. This is the great advancement that this textbook will explain and clarify.



# Part One: Geometry

<b>2</b>	<b>Mathematics of Cartan geometry . . . . .</b>	<b>15</b>
2.1	Coordinate transformations	
2.2	Tensors	
2.3	Base manifold and tangent space	
2.4	Differentiation	
2.5	Cartan geometry	
<b>3</b>	<b>The fundamental theorems of Cartan geometry . . . . .</b>	<b>55</b>
3.1	Cartan-Bianchi identity	
3.2	Cartan-Evans identity	
3.3	Alternative forms of Cartan-Bianchi and Cartan-Evans identity	
3.4	Further identities	





## 2. Mathematics of Cartan geometry

### 2.1 Coordinate transformations

Before we can discuss the foundations of non-Cartesian and Cartan geometry on a mathematical level, we need to review the basics of analytical geometry.

#### 2.1.1 Coordinate transformations in linear algebra

To start our discussion of geometry, we first recapitulate some basics of linear algebra. Cartan geometry is a generalization of these concepts, in a sense. Points in space are described by coordinates which are n-tuples for an n-dimensional vector space. The tuple components are numbers and describe how a point in space is reached by putting parts (for example yardsticks) in different directions together. The directions are called base vectors. For a three-dimensional Euclidian space we have the base vectors

$$\mathbf{e}_1 = \begin{pmatrix} 1 \\ 0 \\ 0 \end{pmatrix}, \quad \mathbf{e}_2 = \begin{pmatrix} 0 \\ 1 \\ 0 \end{pmatrix}, \quad \mathbf{e}_3 = \begin{pmatrix} 0 \\ 0 \\ 1 \end{pmatrix}. \quad (2.1)$$

A point with coordinates  $(X, Y, Z)$  is allocated to a vector

$$\mathbf{X} = X\mathbf{e}_1 + Y\mathbf{e}_2 + Z\mathbf{e}_3. \quad (2.2)$$

We have the freedom to choose any base in a vector space, rectangular or not, but when vector analysis is applied to the vector space, it is beneficial to have a rectangular basis. The basis vectors have to be normalized so that this is an orthonormal basis.

A question arises as to what happens when the basis vectors are changed. The position of points in the vector space should be independent of the basis, and we will encounter this fundamental requirement often in Cartan geometry. The coordinates will change when the basis changes. An important part of linear algebra deals with describing this mathematically. Taking the above basis vectors  $\mathbf{e}_i$ , a new basis  $\mathbf{e}'_i$  in an n-dimensional vector space will be a linear combination of the

original basis:

$$\mathbf{e}'_i = \sum_{j=1}^n q_{ij} \mathbf{e}_j \quad (2.3)$$

where the coefficients  $q_{ij}$  represent a matrix that is commonly called the *transformation matrix*. The above equation can therefore be written as a matrix equation

$$\begin{pmatrix} \mathbf{e}'_1 \\ \vdots \\ \mathbf{e}'_n \end{pmatrix} = \mathbf{Q} \begin{pmatrix} \mathbf{e}_1 \\ \vdots \\ \mathbf{e}_n \end{pmatrix} \quad (2.4)$$

with

$$\mathbf{Q} = (q_{ij}) \quad (2.5)$$

and the unit vectors formally arranged in a column vector.  $\mathbf{Q}$  must be of rank  $n$  and invertible. In Eq. (2.4) the unit vectors can be written with their components as row vectors. Denoting the  $j$ -th component of the unit vector  $\mathbf{e}_i$  by  $(e_i)_j = e_{ij}$ , we then can set up a matrix from the unit vectors and write (2.4) in the form

$$\begin{pmatrix} e'_{11} & \dots & e'_{1n} \\ \vdots & & \vdots \\ e'_{n1} & \dots & e'_{nn} \end{pmatrix} = \mathbf{Q} \begin{pmatrix} e_{11} & \dots & e_{1n} \\ \vdots & & \vdots \\ e_{n1} & \dots & e_{nn} \end{pmatrix}. \quad (2.6)$$

Then the basis transformation is a matrix multiplication by  $\mathbf{Q}$ . The matrix for the inverse transformation is obtained by multiplying (2.4) or (2.6) by the inverse matrix  $\mathbf{Q}^{-1}$ :

$$\begin{pmatrix} e_{11} & \dots & e_{1n} \\ \vdots & & \vdots \\ e_{n1} & \dots & e_{nn} \end{pmatrix} = \mathbf{Q}^{-1} \begin{pmatrix} e'_{11} & \dots & e'_{1n} \\ \vdots & & \vdots \\ e'_{n1} & \dots & e'_{nn} \end{pmatrix}. \quad (2.7)$$

Multiplying  $\mathbf{Q}$  with  $\mathbf{Q}^{-1}$  gives the unit matrix which can be expressed by the Kronecker symbol:

$$\mathbf{Q} \mathbf{Q}^{-1} = \begin{pmatrix} 1 & \dots & 0 \\ \vdots & & \vdots \\ 0 & \dots & 1 \end{pmatrix} = (\delta_{ij}). \quad (2.8)$$

■ **Example 2.1** The rotation of bases by an angle  $\phi$  in a two-dimensional vector space can be described by the rotation matrix

$$\mathbf{Q} = \begin{pmatrix} \cos \phi & \sin \phi \\ -\sin \phi & \cos \phi \end{pmatrix}. \quad (2.9)$$

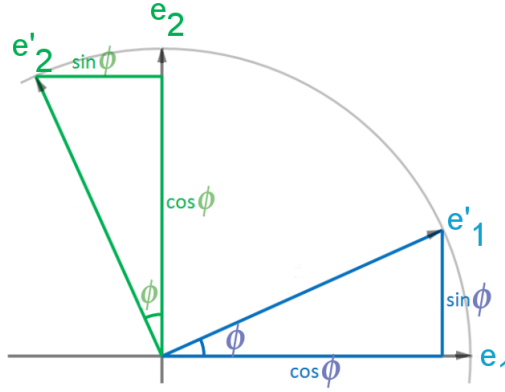
The basis of unit vectors  $(1, 0)$ ,  $(0, 1)$  is then transformed to the new basis vectors

$$\begin{pmatrix} \mathbf{e}'_1 \\ \mathbf{e}'_2 \end{pmatrix} = \begin{pmatrix} \cos \phi & \sin \phi \\ -\sin \phi & \cos \phi \end{pmatrix} \begin{pmatrix} 1 & 0 \\ 0 & 1 \end{pmatrix} = \begin{pmatrix} \cos \phi & \sin \phi \\ -\sin \phi & \cos \phi \end{pmatrix}, \quad (2.10)$$

this means

$$\mathbf{e}'_1 = \begin{pmatrix} \cos \phi \\ \sin \phi \end{pmatrix}, \quad \mathbf{e}'_2 = \begin{pmatrix} -\sin \phi \\ \cos \phi \end{pmatrix}. \quad (2.11)$$

Both basis sets are depicted in Fig. 2.1. ■

Figure 2.1: Basis vector rotation by an angle  $\phi$ .

Now that we understand the basis transformation, we want to find the transformation law for vectors. The components of vectors in one base, the coordinates, are transformed to the components in another base. From the definition (2.2) a vector with coordinates  $x_i$  can be written as

$$\mathbf{X} = \sum_i x_i \mathbf{e}_i \quad (2.12)$$

and may be transformed to a representation in a second basis with coordinates  $x'_i$ :

$$\mathbf{X}' = \sum_i x'_i \mathbf{e}'_i. \quad (2.13)$$

Since the vector should remain the same in both bases, we can set  $\mathbf{X} = \mathbf{X}'$ . Inserting the basis transformations into this relation, one finds that the transformation law of coordinates is

$$\mathbf{X}' = \mathbf{Q}^{-1} \mathbf{X} \quad (2.14)$$

or in coordinates:

$$\begin{pmatrix} x'_1 \\ \vdots \\ x'_n \end{pmatrix} = \mathbf{Q}^{-1} \begin{pmatrix} x_1 \\ \vdots \\ x_n \end{pmatrix}. \quad (2.15)$$

We notice the important result that the coordinates transform with the inverse matrix compared to the basis vectors and vice versa.

■ **Example 2.2** The transformation matrix of coordinates for the rotation in two dimensions is

$$\mathbf{Q}^{-1} = \begin{pmatrix} \cos \phi & -\sin \phi \\ \sin \phi & \cos \phi \end{pmatrix}. \quad (2.16)$$

This can easily be seen because the reverse rotation is by an angle  $-\phi$ . Then the sine function reverses sign but the cosine function does not. The vectors on the basis axes are transformed to

$$\begin{pmatrix} 1 \\ 0 \end{pmatrix} \rightarrow \begin{pmatrix} \cos \phi \\ -\sin \phi \end{pmatrix}, \quad \begin{pmatrix} 0 \\ 1 \end{pmatrix} \rightarrow \begin{pmatrix} \sin \phi \\ \cos \phi \end{pmatrix}. \quad (2.17)$$

■

Comparing with (2.9), we see that the columns of the transformation matrix  $\mathbf{Q}$  represent the coordinates of the transformed unit *vectors*, not the *basis*. In general:

$$\begin{pmatrix} x_{11} & \dots & x_{n1} \\ \vdots & & \vdots \\ x_{1n} & \dots & x_{nn} \end{pmatrix} = \mathbf{Q}^{-1} \begin{pmatrix} 1 & \dots & 0 \\ \vdots & & \vdots \\ 0 & \dots & 1 \end{pmatrix} \quad (2.18)$$

where  $x_{ij} = (x_i)_j$  denotes the  $j^{\text{th}}$  component of the transformed unit vector  $\mathbf{e}_i$ . Please notice that the index scheme for  $x_{ij}$  is transposed compared to the usual matrix definition.

### 2.1.2 General coordinate transformations and coordinate differentials

In the framework of general relativity, coordinate transformations are mappings from one vector space to another. These mappings are multidimensional functions. In the preceding section we restricted ourselves to linear transformations (or mappings), while in general relativity we operate with nonlinear transformations.

Space is described by a four-dimensional manifold, using advanced mathematics. However, in this book we do not develop these concepts in any great extent, but only explain the parts that are required for a basic understanding. The mathematical details can be found in textbooks on general relativity, for example, see [7]- [11].

In this book, we use one time-coordinate plus three space-coordinates for general relativity, with indices numbered from 0 to 3. Such vectors are also called 4-vectors. The functions and maps (later: the tensors) defined on this base space are functions of the coordinates:  $f(x_i)$ ,  $i=0\dots3$ . In particular, coordinate transformations can be described in this form. Let's consider two coordinate systems A and B which describe the same space and are related by a nonlinear transformation. Let  $X_i$  be the components of a 4-vector  $\mathbf{X}$  in space A and  $Y_i$  the components of a 4-vector  $\mathbf{Y}$  in space B. The coordinate transformation function  $f: \mathbf{X} \rightarrow \mathbf{Y}$  then can be expressed as a functional dependence of the components:

$$Y_i = f_i(X_j) = Y_i(X_j) \quad (2.19)$$

for all components  $i$  of  $f$  and all pairs  $i, j$ . In the following, we consider the transformations between a rectangular, orthonormal coordinate system, defined by basis vectors  $(1, 0, \dots), (0, 1, \dots)$ , etc., and coordinates

$$\mathbf{X} = \begin{pmatrix} X_1 \\ X_2 \\ X_3 \\ X_4 \end{pmatrix} \quad (2.20)$$

and a curvilinear coordinate system with coordinates

$$\mathbf{u} = \begin{pmatrix} u_1 \\ u_2 \\ u_3 \\ u_4 \end{pmatrix}. \quad (2.21)$$

The transformation functions from the curvilinear to the cartesian coordinate system may be defined by

$$X_i = X_i(u_j) \quad (2.22)$$



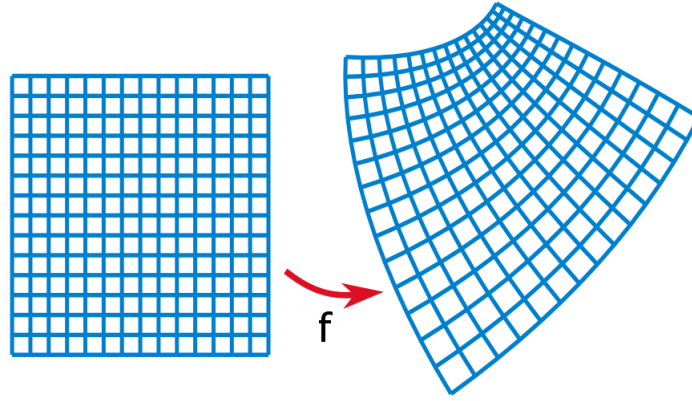


Figure 2.2: Transformation to curvilinear coordinates.

as discussed above. The inverse transformations define the *coordinate functions* of  $\mathbf{u}$ :

$$u_i = u_i(X_j). \quad (2.23)$$

The functions  $u_i = \text{constant}$  define *coordinate surfaces*, see Fig. 2.2, for example.

The degree of change in each direction is given by the change of arc length and is expressed by the *scale factors*

$$h_i = \left| \frac{\partial \mathbf{X}}{\partial u_i} \right|. \quad (2.24)$$

The unit vectors in the curvilinear space are computed by

$$\mathbf{e}_i = \frac{1}{h_i} \frac{\partial \mathbf{X}}{\partial u_i}. \quad (2.25)$$

The *tangent vector* of the coordinate curves at each point of space is defined by

$$\nabla u_i = \sum_j \frac{\partial u_i}{\partial X_j} \mathbf{e}_j. \quad (2.26)$$

We require that curvilinear coordinate system be orthonormal at each point of space. This can be assured by the condition that the tangent vectors of the coordinate curves at each point fulfill the requirement

$$\nabla u_i \cdot \nabla u_j = \delta_{ij}. \quad (2.27)$$

The scale factors can alternatively be expressed by the modulus of the tangent vector:

$$h_i = \frac{1}{|\nabla u_i|}. \quad (2.28)$$

■ **Example 2.3** We consider the transformation from cartesian coordinates to spherical coordinates in Euclidean space. The curvilinear coordinates of a point in space are  $(r, \theta, \phi)$ , where  $r$  is the radius,  $\theta$  the polar angle and  $\phi$  the azimuthal angle, see Fig. 2.3. The cartesian coordinates are  $(X, Y, Z)$ . The transformation equations from the curvilinear to the rectangular coordinate system are

$$\begin{aligned} X &= r \sin \theta \cos \phi \\ Y &= r \sin \theta \sin \phi \\ Z &= r \cos \theta \end{aligned} \quad (2.29)$$

and the inverse transformations are

$$\begin{aligned} u_r &= r = \sqrt{X^2 + Y^2 + Z^2} \\ u_\theta &= \theta = \arccos \frac{Z}{\sqrt{X^2 + Y^2 + Z^2}} \\ u_\phi &= \phi = \arctan \frac{Y}{X}. \end{aligned} \quad (2.30)$$

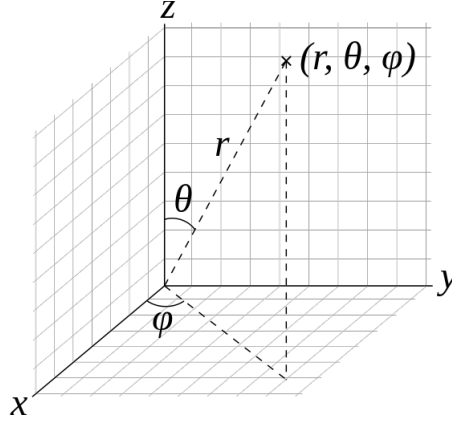


Figure 2.3: Spherical polar coordinates [90].

The vector of scale factors (2.24) is

$$\mathbf{h} = \begin{pmatrix} 1 \\ r \\ r \sin \theta \end{pmatrix} \quad (2.31)$$

and the matrix of column unit vectors (2.25) is

$$(\mathbf{e}_1, \mathbf{e}_2, \mathbf{e}_3) = \begin{pmatrix} \cos \phi \sin \theta & \sin \phi \sin \theta & \cos \theta \\ \cos \phi \cos \theta & \sin \phi \cos \theta & -\sin \theta \\ -\sin \phi & \cos \phi & 0 \end{pmatrix}. \quad (2.32)$$

The components of  $\mathbf{h}$  have to be positive. The sine function may have positive and negative values, but in spherical coordinates the range of  $\theta$  is between 0 and  $\pi$ , therefore this function is always positive. ■

As explained, the coordinate systems are chosen in a way that ensures that the length of vectors is conserved. This must also hold for time-dependent processes. For example, a distance vector changing over time is

$$\Delta \mathbf{X} = \mathbf{v} \Delta t - \mathbf{X}_0 \quad (2.33)$$

where  $\mathbf{v}$  is the velocity vector of a mass point and  $\mathbf{X}_0$  is an offset. The squared distance is

$$s^2 = v^2 \Delta t^2 - (\mathbf{X}_0)^2. \quad (2.34)$$

We notice that a minus sign appears in front of the space part of  $s^2$ . This is different from pure “static” Euclidean 3-space, where we have

$$s_E^2 = X^2 + Y^2 + Z^2. \quad (2.35)$$

Now we generalize Eq. (2.34). When the differences in time as well as in space between two points are infinitesimally different, we can write the distance between these points with coordinate differentials:

$$ds^2 = c^2 dt^2 - dX^2 - dY^2 - dZ^2 \quad (2.36)$$

where  $ds$  is the differential line element. We have added a factor  $c$  to the time coordinate  $t$  so that all coordinates have the physical dimension of length. In the same way, we can express the line element in another coordinate system, say  $u$  coordinates:

$$ds^2 = (du_0)^2 - (du_1)^2 - (du_2)^2 - (du_3)^2. \quad (2.37)$$

So far we have dealt with a Euclidian 3-space, augmented by a time component. More generally, the above equations can be written in the form

$$ds^2 = \sum_{ij} \eta_{ij} dx_i dx_j \quad (2.38)$$

where  $\eta_{ij}$  represents a matrix of constant coefficients directly leading to the result (2.36) or (2.37):

$$(\eta_{ij}) = \begin{pmatrix} 1 & 0 & 0 & 0 \\ 0 & -1 & 0 & 0 \\ 0 & 0 & -1 & 0 \\ 0 & 0 & 0 & -1 \end{pmatrix}. \quad (2.39)$$

Formally, we can write the coordinates as a 4-column vector

$$(x^\mu) = \begin{pmatrix} ct \\ X^1 \\ X^2 \\ X^3 \end{pmatrix} \quad (2.40)$$

where  $\mu$  runs from 0 to 3 and is written as an upper index. We can do the same for the coordinate differentials:

$$(dx^\mu) = \begin{pmatrix} c dt \\ dX^1 \\ dX^2 \\ dX^3 \end{pmatrix}. \quad (2.41)$$

At this point, we should notice that the determinant of the matrix (2.39) is -1. The  $\eta$  matrix is called the *metric* of the space, here the time-extended flat Euclidean space, also called *Minkowski space*. Obviously, the metric is negative definite. Sometimes  $\eta$  is defined with reverse signs but the result is the same. At this point, we enter the realm of special relativity, but we need not deal with Lorentz transformations in this book. Since the spacetime metric is an essential physical quantity in general relativity as well as in ECE theory, we introduce special relativity only under the view point that the line element  $ds$  is independent of the coordinate system. Later we will see that this leads to the gamma factor of special relativity. This is the only formalism in common between Einstein's relativity and ECE theory. We will come back to this when physical situations are considered where very high velocities occur. This requires a relativistic treatment (in the sense of special relativity).

### 2.1.3 Transformations in curved spaces

So far, we have done linear algebra in Euclidean spaces, but now we are extending the concepts of the preceding section to curved spaces. This means that equidistant coordinate values do not describe line elements equal in length. But we should be warned: Using such coordinate systems does not mean that space is “curved” in any way. According to Example 2.1 in the preceding section, a curvilinear coordinate system can perfectly describe a Euclidean “flat” space.

Below, we consider two coordinate systems existing in the same space, denoted by primed and un-primed differentials  $dx$  and  $dx'$ . According to Eqs. (2.22, 2.23) we have a functional dependence between both coordinates:

$$x^\mu = x^\mu(x'^\nu) \quad (2.42)$$

and

$$x'^\nu = x'^\nu(x^\mu). \quad (2.43)$$

Differentiating these equations gives

$$dx'^\mu = \sum_\nu \frac{\partial x'^\mu}{\partial x^\nu} dx^\nu, \quad (2.44)$$

$$dx^\mu = \sum_\nu \frac{\partial x^\mu}{\partial x'^\nu} dx'^\nu. \quad (2.45)$$

To make these equations similar to the transformations in linear algebra (see Section 2.2.2), we define transformation matrices

$$\alpha_\nu^\mu = \frac{\partial x^\mu}{\partial x'^\nu}, \quad (2.46)$$

$$\bar{\alpha}_\nu^\mu = \frac{\partial x'^\mu}{\partial x^\nu}. \quad (2.47)$$

so that any vector  $V$  with components  $V^\mu$  in one coordinate system can be transformed to a vector  $V'$  in the other coordinate system by

$$V'^\mu = \alpha_\nu^\mu V^\nu, \quad (2.48)$$

$$V^\mu = \bar{\alpha}_\nu^\mu V'^\nu. \quad (2.49)$$

These matrices, however, are not elements of linear algebra but matrix functions, because we are not working with linear transformations.  $\alpha$  is the inverse matrix function of  $\bar{\alpha}$  and vice versa. This means:

$$\sum_\rho \alpha_\rho^\mu \bar{\alpha}_\nu^\rho = \delta_\nu^\mu \quad (2.50)$$

with the Kronecker delta

$$\delta_\nu^\mu = \begin{cases} 1 & \text{if } \mu = \nu \\ 0 & \text{if } \mu \neq \nu \end{cases}. \quad (2.51)$$

Here we have written  $\alpha$  with an upper and lower index intentionally. This allows us to introduce the *Einstein summation convention*: if the same index appears as an upper and a lower index on one side of an equation, this index is summed over. Such an index is also called a *dummy index*. We

will use this feature intensively, when tensors are introduced later. With this convention, which we will use without notice in the future, we can write:

$$\alpha_p^\mu \bar{\alpha}_\nu^\rho = \delta_\nu^\mu. \quad (2.52)$$

Since space is not necessarily flat, the metrical coefficients of (2.39) are not constant, and non-diagonal terms may appear. This general metric is conventionally called  $g_{\mu\nu}$  and defined by the line element as before:

$$ds^2 = g_{\mu\nu} dx^\mu dx^\nu. \quad (2.53)$$

For a flat space with cartesian coordinates we have

$$g_{\mu\nu} = \eta_{\mu\nu}. \quad (2.54)$$

■ **Example 2.4** We compute an example for a transformation matrix. Using Example 2.3 (transformation between cartesian coordinates and spherical polar coordinates), we have by (2.29), (2.30):

$$\begin{aligned} x^1 &= r \sin \theta \cos \phi \\ x^2 &= r \sin \theta \sin \phi \\ x^3 &= r \cos \theta \end{aligned} \quad (2.55)$$

and the inverse transformations

$$\begin{aligned} x'^1 &= r = \sqrt{(x^1)^2 + (x^2)^2 + (x^3)^2} \\ x'^2 &= \theta = \arccos \frac{x^3}{\sqrt{(x^1)^2 + (x^2)^2 + (x^3)^2}} \\ x'^3 &= \phi = \arctan \frac{x^2}{x^1}. \end{aligned} \quad (2.56)$$

The transformation matrix is according to (2.46):

$$\begin{aligned} \alpha_1^1 &= \frac{\partial x^1}{\partial x'^1} = \frac{\partial}{\partial r} (r \sin \theta \cos \phi) = \sin \theta \cos \phi \\ \alpha_2^1 &= \frac{\partial x^1}{\partial x'^2} = \frac{\partial}{\partial \theta} (r \sin \theta \cos \phi) = r \cos \theta \cos \phi \end{aligned} \quad (2.57)$$

etc. ...

resulting in the 3x3 matrix

$$\alpha = \begin{bmatrix} \sin \theta \cos \phi & r \cos \theta \cos \phi & -r \sin \theta \sin \phi \\ \sin \theta \sin \phi & r \cos \theta \sin \phi & r \sin \theta \cos \phi \\ \cos \theta & -r \sin \theta & 0 \end{bmatrix}. \quad (2.58)$$

Obviously, this matrix is not symmetric and even has a zero on the main diagonal. Nonetheless, it is of rank 3 and is invertible, as can be checked. We omit the details here, since the inverse matrix is a bit complicated. The determinant of  $\alpha$  is  $r^2 \sin \theta$ , the determinant of the inverse matrix  $\bar{\alpha}$  is  $1/(r^2 \sin \theta)$ . By insertion, one can check that

$$\alpha \cdot \bar{\alpha} = \mathbf{1}. \quad (2.59)$$

This example is available as code for the computer algebra system Maxima [65]. ■

■ **Example 2.5** As a further example, we will compute the metric of the coordinate transformation of the previous example (2.4), see computer algebra code [66]. So far, we have no formal method given to do this. The simplest way for Euclidean spaces is the method going back to Gauss. If the metric  $\mathbf{g}$  (a matrix) is known for one coordinate system  $x^\mu$ , the invariant line element of a surface (which is hypothetical in our case) is given by

$$ds^2 = [dx^1 dx^2 dx^3] \mathbf{g} \begin{bmatrix} dx^1 \\ dx^2 \\ dx^3 \end{bmatrix}. \quad (2.60)$$

The metrical matrix belonging to another coordinate system  $x'^\mu$  is then computable by

$$\mathbf{g}' = \mathbf{J}^T \mathbf{g} \mathbf{J} \quad (2.61)$$

where  $\mathbf{J}$  is the Jacobian of the coordinate transformation:

$$\mathbf{J} = \begin{bmatrix} \frac{\partial x^1}{\partial x'^1} & \frac{\partial x^1}{\partial x'^2} & \frac{\partial x^1}{\partial x'^3} \\ \frac{\partial x^2}{\partial x'^1} & \frac{\partial x^2}{\partial x'^2} & \frac{\partial x^2}{\partial x'^3} \\ \frac{\partial x^3}{\partial x'^1} & \frac{\partial x^3}{\partial x'^2} & \frac{\partial x^3}{\partial x'^3} \end{bmatrix}. \quad (2.62)$$

Comparing this with Eq. (2.57), we see that the transformation matrix  $\alpha$  is identical with the Jacobian, so we can also write:

$$\mathbf{g}' = \alpha^T \mathbf{g} \alpha. \quad (2.63)$$

The metric of the cartesian coordinates is simply

$$\mathbf{g} = \begin{bmatrix} 1 & 0 & 0 \\ 0 & 1 & 0 \\ 0 & 0 & 1 \end{bmatrix} \quad (2.64)$$

and can be inserted into (2.63), together with  $\alpha$  from the preceding example. The result is

$$\mathbf{g}' = \begin{bmatrix} 1 & 0 & 0 \\ 0 & r^2 & 0 \\ 0 & 0 & r^2 \sin^2 \theta \end{bmatrix} \quad (2.65)$$

for the metric of the spherical coordinates. Written as the line element, this is

$$ds^2 = dr^2 + r^2 d\theta^2 + r^2 \sin^2 \theta d\phi^2. \quad (2.66)$$

The metric is symmetric in general, and diagonal in most relevant cases. We will learn other methods of determining the metric in curved spaces during the course of this book. ■

## 2.2 Tensors

Now that we have explained coordinate transformations and their matrix representations, including the metric, to some extent, we will extend this formalism from vectors to tensors. First, we have to define what a tensor is, and then we can see how they are transformed.

In Section 1.1.3 we introduced the formalism of writing matrices and vectors by indexed quantities, with upper or lower index, where this position was chosen more or less arbitrarily, for example to fulfill the Einstein summation convention. Now let's introduce  $k$ -dimensional objects ( $k$  ranging from 0 to any integer number) with upper and lower indices of the form

$$T^{\mu_1 \dots \mu_n}_{\nu_1 \dots \nu_m}. \quad (2.67)$$

$T$  has  $n$  upper indices  $\mu_i$  and  $m$  lower indices  $\nu_i$  with  $n + m = k$ . It is not required that all upper indices appear first, for example

$$T_1^{3 \ 30} \quad (2.68)$$

is a valid object. The indices  $\mu_i, \nu_i$  represent the coordinate indices for each dimension, ranging from 0 to  $k-1$  by definition. In the above example we have  $k = 4$ , so

$$T_5^{3 \ 40} \quad (2.69)$$

would not be a valid object. For  $k = 2$  such an object represents a matrix, for  $k = 1$  a vector and for  $k = 0$  (without index) a scalar value. A tensor is defined by objects of type (2.67) which adhere to a certain transformation behavior of the upper and lower indices. Given a coordinate transformation  $\alpha_\rho^\mu$  between two coordinate systems, this transformation has to be applied for each index of a tensor separately. For example, a 2-dimensional tensor  $T$  may be transformed to  $T'$  by

$$T'^{\mu\nu} = \alpha_\rho^\mu \alpha_\lambda^\nu T^{\rho\lambda}. \quad (2.70)$$

We further require that for lower indices we use the inverse transformation matrices:

$$T'_{\mu\nu} = \bar{\alpha}_\mu^\rho \bar{\alpha}_\nu^\lambda T_{\rho\lambda} \quad (2.71)$$

and, consequently, for mixed cases:

$$T'^\mu{}_\nu = \alpha_\rho^\mu \bar{\alpha}_\nu^\lambda T^\rho{}_\lambda. \quad (2.72)$$

Please notice that the  $\alpha$  matrices are defined by the differentials of the transformation, see Eqs. (2.44, 2.45).

In Section 2.1.1 we have seen that, if  $\alpha_\rho^\mu$  transforms the basis vectors, then the inverted matrix  $\bar{\alpha}_\lambda^\nu$  transforms the coordinates of vectors. Therefore, the upper indices of tensors transform like coordinates, while the lower indices transform like the basis. Upper indices are also called *contravariant indices*, while lower indices are called *covariant indices*. A tensor containing both types of indices is called a *mixed index tensor*.

We conclude this section with the hint that the metric introduced in the previous section is also a tensor. Mathematically, more precisely, we would restrict the tensors then to live in metric spaces, but we won't bother too much with mathematical details in this textbook. The metric  $g_{\mu\nu}$  in curved spaces is a symmetric matrix and a tensor of dimension 2. The inner product of two vectors  $v, w$  can be written with aid of the metric:

$$s = g_{\mu\nu} v^\mu w^\nu. \quad (2.73)$$

In Euclidean space with Cartesian coordinates,  $g$  is the unit matrix as demonstrated in Example (2.5). Indices of arbitrary tensors can be moved up and down via the relations

$$T^\mu{}_\nu = g_{\nu\rho} T^{\mu\rho} \quad (2.74)$$

and

$$T^\mu{}_\nu = g^{\mu\rho} T_{\rho\nu} \quad (2.75)$$

where  $g^{\mu\rho}$  is the inverse metric:

$$g^{\mu\rho} g_{\nu\rho} = \delta^\mu{}_\nu. \quad (2.76)$$



■ **Example 2.6** We present several tensor operations. Tensors can be multiplied. Then the product has the union set of indices, for example

$$A^{\mu\nu}B_{\rho} = C^{\mu\nu}_{\rho}. \quad (2.77)$$

The order of multiplication of  $A$  and  $B$  plays a role. Therefore, such a product is only meaningful for tensors with a certain symmetry, for example the product tensor of two vectors:

$$v^{\mu}w^{\nu} = C^{\mu\nu}. \quad (2.78)$$

Here  $C$  is a symmetric tensor, i.e.

$$C^{\mu\nu} = C^{\nu\mu}. \quad (2.79)$$

Only tensors with the same rank can be added:

$$A^{\mu}_{\nu} + B^{\rho}_{\sigma} = C^{\alpha}_{\beta}. \quad (2.80)$$

The equation

$$A^{\mu}_{\nu} + B^{\rho\sigma}_{\tau} =? C^{\alpha\beta}_{\tau} \quad (2.81)$$

is not compatible with the definition of tensors, and is therefore wrong. For further examples, see [7]. ■

## 2.3 Base manifold and tangent space

Now that we have seen an overview of the tensor formalism, we will consider the spaces on which these tensors are operating. A tensor can be considered as a function, for example

$$T^{\mu}_{\nu} : \mathbb{R}^4 \rightarrow \mathbb{R}^2 \quad (2.82)$$

which maps a 4-vector to a two-dimensional tensor field:

$$[ct, X, Y, Z] \rightarrow T^{\mu}_{\nu}(ct, X, Y, Z) \quad (2.83)$$

where the two indices of the tensor indicate that the image map is two-dimensional. We speak of “tensor field” in cases where a continuous argument range is mapped to a continuous image range which is different from the argument set. For example,  $T$  could be an electromagnetic field which is defined at each point of 4-space. If the set of arguments is not Euclidean, we require that, at each point of the argument set, a local neighborhood exists, which is homomorphous to an open subset of  $\mathbb{R}^n$  where  $n$  is the dimension of the argument set. This is then called a *manifold*. Applying multiple tensor functions to a manifold means that several *maps* of the manifold exist. It is further required that the manifold is differentiable because we want to apply the differential calculus later. Assume that a point  $P$  is located within the valid local range of two different coordinate systems. Then the manifold is differentiable in  $P$ , if the Jacobian of the transformation between both coordinate systems is of rank  $n$ , the dimension of the manifold. For definition of scalar products, lengths, angles and volumes we need a metric structure for “measurements”, and this requires the existence of a metric tensor. A differentiable manifold with a metric tensor is called *Riemannian manifold*.

■ **Example 2.7** In Fig. 2.4 an example for a 2-dimensional manifold is given: the surface of the earth. The geometry is non-Euclidean. For large triangles on the earth’s surface, the sum of angles is different from  $180^\circ$ . A small region is mapped to a flat area where Euclidean geometry is re-established. This can be done for each point of a manifold within a neighborhood, but not globally for the whole manifold. ■

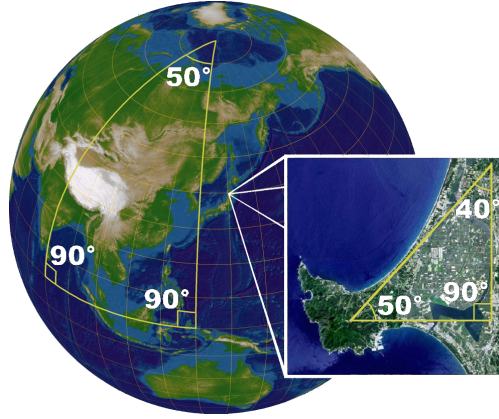
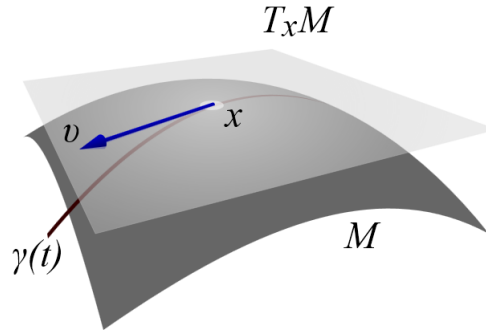


Figure 2.4: 2-dimensional manifold and mapping of a section to a plane segment.

Figure 2.5: Tangential vector  $v$  to a 2-dimensional manifold  $M$ .

At each point of such a manifold a *tangential space* can be defined. This is a flat  $\mathbb{R}^n$  space with the same dimension as the manifold. In Fig. 2.5 an example of a 2-dimensional manifold and tangent space is depicted. The manifold is denoted by  $M$  and the tangent space at the point  $x$  by  $T_x M$ . Such a tangent space (a plane) for example occurs for the motion of mass points along an orbital curve  $\gamma(t)$ .

The manifold can be covered by points with local neighborhoods and corresponding tangent spaces in each of these points. The set of all tangent spaces is called the *tangent bundle*. Changing the coordinate systems within the manifold means that the mapping from the manifold to the tangential space has to be redefined. A scalar product can be defined in the tangential space by use of the metric of the manifold.

Now we want to make the definition of tangent space independent of the choice of coordinates. The tangent space  $T_x M$  at a point  $x$  in the manifold can be identified with the space of directional derivative operators along curves through  $x$ . The partial derivatives  $\frac{\partial}{\partial x^\mu} = \partial_\mu$  represent a suitable basis for the vector space of directional derivatives, which we can therefore safely identify with the tangent space.

Consider two manifolds  $M$  and  $N$  and a function  $F : M \rightarrow N$  for a mapping of points of  $M$  to points in  $N$ . In  $M$  and  $N$  no differentiation is defined. However, we can define *coordinate charts* from the manifolds to their corresponding tangent spaces. These are the functions denoted by  $\phi$  and  $\psi$  in Fig. 2.6. The coordinate charts allow us to construct a map between both tangent spaces:

$$\psi \circ f \circ \phi^{-1} : \mathbb{R}^m \rightarrow \mathbb{R}^n. \quad (2.84)$$

With aid of this construct we can define a partial derivative of  $f$  exploiting the indirection via the

tangent spaces. For a point  $x^\mu$  in  $\mathbb{R}^m$  (the mapped point  $x$  of  $M$ ) we define:

$$\frac{\partial f}{\partial x^\mu} := \frac{\partial}{\partial x^\mu} (\psi \circ f \circ \phi^{-1})(x^\mu). \quad (2.85)$$

In many application cases we have a curve in the manifold  $M$  described by a parameter  $\lambda$ . This could be the motion of a mass point in dependence of time. Similarly, as above, we can define the derivative of function  $f$  according to  $\lambda$  by using the chain rule:

$$\frac{df}{d\lambda} := \frac{dx^\mu}{d\lambda} \partial_\mu f. \quad (2.86)$$

As can be seen, there is a summation over the indices  $\mu$  and the  $\partial_\mu$  can be considered as a basis of the tangent space. This is sometimes applied in mathematical textbooks (for example [12]).

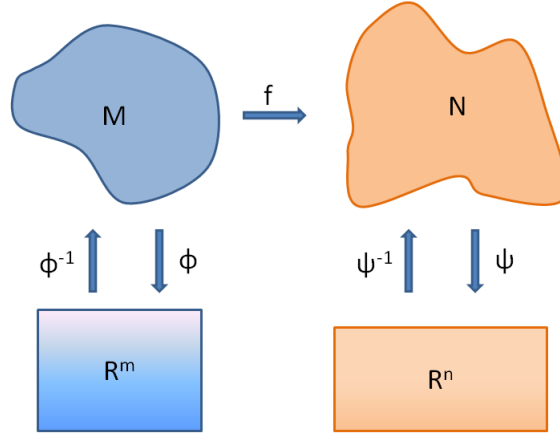


Figure 2.6: Mapping between two manifolds and tangent spaces.

### n-forms

There is a special class of tensors, called n-forms. These comprise all completely anti-symmetric covariant tensors. In an n-dimensional space, there are 0-forms, 1-forms, ..., n-forms. All higher forms are zero by the antisymmetry requirement. A 2-form  $F$  can be constructed, for example, by two 1-forms (co-vectors)  $a$  and  $b$ :

$$F_{\mu\nu} = \frac{1}{2}(a_\mu b_\nu - a_\nu b_\mu). \quad (2.87)$$

By index raising this can be rewritten to the form

$$F'^{\mu\nu} = \frac{1}{2}(a'^\mu b'^\nu - a'^\nu b'^\mu) \quad (2.88)$$

with

$$a'^\mu = g^{\mu\nu} a_\nu, \text{ etc.} \quad (2.89)$$

Introducing a square bracket for an antisymmetric index permutation:

$$[\mu\nu] \rightarrow \mu\nu - \nu\mu \quad (2.90)$$

we can also write this in the form

$$F_{\mu\nu} = \frac{1}{2}a_{[\mu}b_{\nu]}. \quad (2.91)$$

In general, we can define

$$T_{[\mu_1 \mu_2 \dots \mu_n]} = \frac{1}{n!} (T_{\mu_1 \mu_2 \dots \mu_n} + \text{alternating sum over permutations of } \mu_1 \dots \mu_n). \quad (2.92)$$

The antisymmetric tensor may contain further indices which are not permuted.

■ **Example 2.8** Consider a tensor  $T_{\mu\nu\rho\sigma}{}^\tau$  being antisymmetric in the first three indices. Then we have

$$T_{[\mu\nu\rho]\sigma}{}^\tau = \frac{1}{6} (T_{\mu\nu\rho\sigma}{}^\tau - T_{\mu\rho\nu\sigma}{}^\tau + T_{\rho\mu\nu\sigma}{}^\tau - T_{\nu\mu\rho\sigma}{}^\tau + T_{\nu\rho\mu\sigma}{}^\tau - T_{\rho\nu\mu\sigma}{}^\tau). \quad (2.93)$$

By utilizing the antisymmetry of the first two indices, we can simplify this expression to

$$\begin{aligned} T_{[\mu\nu\rho]\sigma}{}^\tau &= \frac{1}{6} (T_{\mu\nu\rho\sigma}{}^\tau - (-T_{\mu\nu\rho\sigma}{}^\tau) + T_{\rho\mu\nu\sigma}{}^\tau - (-T_{\rho\mu\nu\sigma}{}^\tau) + T_{\nu\rho\mu\sigma}{}^\tau - (-T_{\nu\rho\mu\sigma}{}^\tau)) \\ &= \frac{1}{3} (T_{\mu\nu\rho\sigma}{}^\tau + T_{\rho\mu\nu\sigma}{}^\tau + T_{\nu\rho\mu\sigma}{}^\tau). \end{aligned} \quad (2.94)$$

This is the sum of indices  $\mu, \nu, \rho$  cyclically permuted. ■

With the help of antisymmetrization, we can define the *exterior product* or *wedge product*. Given a p-form  $a$  and q-form  $b$ , we define the antisymmetric product by the  $\wedge$  (*wedge*) operator:

$$(a \wedge b)_{\mu_1 \dots \mu_{p+q}} := \frac{(p+q)!}{p!q!} a_{[\mu_1 \dots \mu_p} b_{\mu_{p+1} \dots \mu_{p+q}]} \quad (2.95)$$

For example, the wedge product of two 1-forms is

$$(a \wedge b)_{\mu\nu} = 2a_{[\mu} b_{\nu]} = a_\mu b_\nu - a_\nu b_\mu. \quad (2.96)$$

The wedge product is associative:

$$(a \wedge (b + c))_{\mu\nu} = (a \wedge b)_{\mu\nu} + (a \wedge c)_{\mu\nu}. \quad (2.97)$$

Mathematicians like to omit the indices if it is clear that an equation is written for forms. Thus the last equation can also be written as

$$a \wedge (b + c) = a \wedge b + a \wedge c \quad (2.98)$$

in a short-hand notation. Another property is that wedge products are not commutative. For a p-form  $a$  and a q-form  $b$  it is

$$a \wedge b = (-1)^{pq} b \wedge a \quad (2.99)$$

and for a 1-form:

$$a \wedge a = 0. \quad (2.100)$$

These features may justify the name “exterior product” as a generalization of a vector product in three dimensions.

An important operation on forms is applying the *Hodge dual*. First we have to define the Levi-Civita symbol in n dimensions:

$$\epsilon_{\mu_1 \dots \mu_n} = \begin{cases} 1 & \text{if } \mu_1 \dots \mu_n \text{ is an even permutation of } 0, \dots, (n-1), \\ -1 & \text{if } \mu_1 \dots \mu_n \text{ is an odd permutation of } 0, \dots, (n-1), \\ 0 & \text{otherwise.} \end{cases} \quad (2.101)$$

The determinant of a matrix can be expressed by this symbol. If  $M_{\mu'}^{\mu}$  is a  $n \times n$  matrix, the determinant  $|M|$  obeys the relation

$$\varepsilon_{\mu'_1 \dots \mu'_n} |M| = \varepsilon_{\mu_1 \dots \mu_n} M_{\mu'_1}^{\mu_1} \dots M_{\mu'_n}^{\mu_n} \quad (2.102)$$

or, restricting to one permutation at the left-hand side:

$$|M| = \varepsilon_{\mu_1 \dots \mu_n} M_{\mu_1}^{\mu_1} \dots M_{\mu_n}^{\mu_n}. \quad (2.103)$$

The Levi-Civita symbol is defined in any coordinate system in the same way, not undergoing a coordinate transformation. Therefore, it is not a tensor. The symbol is totally antisymmetric, i.e. when any two indices are interchanged, the sign changes. All elements where one index appears twice are zero because the index set must be a permutation.

The Levi-Civita symbol can also be defined with upper indices in the same way. Then the determinant (2.102/2.103) takes the form

$$\varepsilon^{\mu'_1 \dots \mu'_n} |M| = \varepsilon^{\mu_1 \dots \mu_n} M_{\mu_1}^{\mu'_1} \dots M_{\mu_n}^{\mu'_n} \quad (2.104)$$

or

$$|M| = \varepsilon^{\mu_1 \dots \mu_n} M_{\mu_1}^1 \dots M_{\mu_n}^n. \quad (2.105)$$

We can construct a tensor from the Levi-Civita symbol by multiplying it with the square root of the modulus of the metric (in Minkowski space the metric is negative definite, therefore we have to take the modulus). To show this, we start with the transformation equation of the metric tensor

$$g_{\mu' \nu'} = \frac{\partial x^{\mu}}{\partial x^{\mu'}} \frac{\partial x^{\nu}}{\partial x^{\nu'}} g_{\mu \nu} \quad (2.106)$$

and apply the determinant. With the product rule of determinants this can be written as

$$|g_{\mu' \nu'}| = \left| \frac{\partial x^{\mu}}{\partial x^{\mu'}} \right| \left| \frac{\partial x^{\nu}}{\partial x^{\nu'}} \right| |g_{\mu \nu}| = \left| \frac{\partial x^{\mu}}{\partial x^{\mu'}} \right|^2 |g_{\mu \nu}| \quad (2.107)$$

or

$$\left| \frac{\partial x^{\mu}}{\partial x^{\mu'}} \right| = \sqrt{\frac{|g_{\mu' \nu'}|}{|g_{\mu \nu}|}} \quad (2.108)$$

where the left-hand side represents the determinant of the Jacobian. Using the special case

$$M_{\mu}^{\mu'} = \frac{\partial x^{\mu'}}{\partial x^{\mu}} \quad (2.109)$$

and inserting this into (2.104) we obtain

$$\varepsilon^{\mu'_1 \dots \mu'_n} \left| \frac{\partial x^{\mu'}}{\partial x^{\mu}} \right| = \varepsilon^{\mu_1 \dots \mu_n} \frac{\partial x^{\mu'_1}}{\partial x^{\mu_1}} \dots \frac{\partial x^{\mu'_n}}{\partial x^{\mu_n}}. \quad (2.110)$$

The determinant of the inverse Jacobian is

$$\left| \frac{\partial x^{\mu}}{\partial x^{\mu'}} \right| = \left| \frac{\partial x^{\mu'}}{\partial x^{\mu}} \right|^{-1}, \quad (2.111)$$

therefore we obtain from (2.110) with inserting (2.108):

$$\varepsilon^{\mu'_1 \dots \mu'_n} \frac{1}{\sqrt{|g_{\mu' \nu'}|}} = \varepsilon^{\mu_1 \dots \mu_n} \frac{\partial x^{\mu'_1}}{\partial x^{\mu_1}} \dots \frac{\partial x^{\mu'_n}}{\partial x^{\mu_n}} \frac{1}{\sqrt{|g_{\mu \nu}|}}. \quad (2.112)$$

So  $\varepsilon^{\mu_1 \dots \mu_n} / \sqrt{|g|}$  transforms like a tensor, and therefore is a tensor, by definition. The corresponding covariant tensor transforms as

$$\varepsilon_{\mu'_1 \dots \mu'_n} \sqrt{|g_{\mu' \nu'}|} = \varepsilon_{\mu_1 \dots \mu_n} \frac{\partial x^{\mu_1}}{\partial x^{\mu'_1}} \dots \frac{\partial x^{\mu_n}}{\partial x^{\mu'_n}} \sqrt{|g_{\mu \nu}|}. \quad (2.113)$$

Indices can be raised and lowered as usual by multiplying with metric elements.

With this behavior of the Levi-Civita symbol in mind, we define the Hodge-Dual of a tensorial form as follows. Assume a  $n$ -dimensional manifold, a  $p$ -dimensional sub-manifold  $p < n$ , and a tensor  $p$ -form  $A$ . We then define

$$\tilde{A}_{\mu_1 \dots \mu_{n-p}} := \frac{1}{p!} |g|^{-1/2} \varepsilon^{\nu_1 \dots \nu_p}_{\mu_1 \dots \mu_{n-p}} A_{\nu_1 \dots \nu_p}. \quad (2.114)$$

The tilde superscript  $\sim$  is called the *Hodge dual operator*. In the mathematical literature this is mostly denoted by an asterisk as prefix-operator ( $*A$ ) but this is a very misleading notation, therefore we prefer the tilde superscript. The Hodge dual can be rewritten with a Levi-Civita symbol with only covariant components by

$$\tilde{A}_{\mu_1 \dots \mu_{n-p}} = \frac{1}{p!} |g|^{-1/2} g^{\nu_1 \sigma_1} \dots g^{\nu_p \sigma_p} \varepsilon_{\sigma_1 \dots \sigma_p \mu_1 \dots \mu_{n-p}} A_{\nu_1 \dots \nu_p}. \quad (2.115)$$

In this book, we will mostly use a somewhat simpler form where a contravariant tensor is transformed into a covariant tensor and vice versa. The factors  $g^{\nu_1 \sigma_1}$ , etc., can be used to raise the indices of  $A_{\nu_1 \dots \nu_p}$ :

$$\tilde{A}_{\mu_1 \dots \mu_{n-p}} = \frac{1}{p!} |g|^{-1/2} \varepsilon_{\nu_1 \dots \nu_p} A^{\nu_1 \dots \nu_p}, \quad (2.116)$$

$$\tilde{A}^{\mu_1 \dots \mu_{n-p}} = \frac{1}{p!} |g|^{1/2} \varepsilon^{\nu_1 \dots \nu_p} A_{\nu_1 \dots \nu_p} \quad (2.117)$$

where the sign of the exponent of  $|g|$  has been changed according to (2.113). As an example, in four-dimensional space we use  $n = 4, p = 2$ . Then Hodge duals of the  $A$  form are

$$\tilde{A}_{\mu \nu} = \frac{1}{2} |g|^{-1/2} \varepsilon_{\mu \nu \sigma \rho} A^{\sigma \rho}, \quad (2.118)$$

$$\tilde{A}^{\mu \nu} = \frac{1}{2} |g|^{1/2} \varepsilon^{\mu \nu \sigma \rho} A_{\sigma \rho}. \quad (2.119)$$

The Hodge dual  $\tilde{A}$  is linearly independent on the original form  $A$ . We will use the Hodge dual when deriving the theorems of Cartan geometry and the field equations of ECE theory.

## 2.4 Differentiation

We have already used some types of differentiation in the preceding sections, but only in the “standard” way within Euclidean spaces. Now we will extend this to curved spaces (manifolds) and to the calculus of  $p$ -forms.

### 2.4.1 Covariant differentiation

So far, we have already used partial derivatives of tensors and parametrized derivatives. This, however, is not sufficient to define a general type of derivative in curved spaces of manifolds. Partial derivatives depend on the coordinate system. What we need is a “generally covariant” derivative that keeps its form under coordinate transformations and passes into the partial derivative for Euclidean spaces.

To retain linearity, the covariant derivative should have the form of a partial derivative plus a linear transformation. The latter corrects the partial derivative in such a way that covariance is ensured. The linear transformation depends on the coordinate indices. We define for the *covariant derivative* of an arbitrary vector field  $V^\nu$ :

$$D_\mu V^\nu := \partial_\mu V^\nu + \Gamma_{\mu\lambda}^\nu V^\lambda \quad (2.120)$$

where the  $\Gamma_{\mu\lambda}^\nu$  are functions and called the *connection coefficients* or *Christoffel symbols*. In contrast to an ordinary partial derivative, the covariant derivative of a vector component  $V^\nu$  depends on all other components via the sum with the connection coefficients (observe the summation convention!). The covariant derivative has tensor properties by definition, therefore Eq. (2.120) is a tensor equation, transducing a (1,0) tensor into a (1,1) tensor, and we can apply the transformation rules for tensors:

$$D_{\mu'} V^{\nu'} = \frac{\partial x^\mu}{\partial x^{\mu'}} \frac{\partial x^{\nu'}}{\partial x^\nu} D_\mu V^\nu = \frac{\partial x^\mu}{\partial x^{\mu'}} \frac{\partial x^{\nu'}}{\partial x^\nu} \left( \frac{\partial}{\partial x^\mu} V^\nu + \Gamma_{\mu\lambda}^\nu V^\lambda \right). \quad (2.121)$$

On the other hand, we can apply the transformation to Eq. (2.120) directly:

$$D_{\mu'} V^{\nu'} = \partial_{\mu'} V^{\nu'} + \Gamma_{\mu'\lambda'}^{\nu'} V^{\lambda'}. \quad (2.122)$$

The single terms on the right-hand side transform as follows:

$$\begin{aligned} \partial_{\mu'} V^{\nu'} &= \frac{\partial x^\mu}{\partial x^{\mu'}} \frac{\partial}{\partial x^\mu} V^{\nu'} = \frac{\partial x^\mu}{\partial x^{\mu'}} \frac{\partial}{\partial x^\mu} \left( \frac{\partial x^{\nu'}}{\partial x^\nu} V^\nu \right) \\ &= \frac{\partial x^\mu}{\partial x^{\mu'}} \frac{\partial^2 x^{\nu'}}{\partial x^\mu \partial x^\nu} V^\nu + \frac{\partial x^\mu}{\partial x^{\mu'}} \frac{\partial x^{\nu'}}{\partial x^\nu} \frac{\partial}{\partial x^\mu} V^\nu, \end{aligned} \quad (2.123)$$

$$\Gamma_{\mu'\lambda'}^{\nu'} V^{\lambda'} = \Gamma_{\mu'\lambda'}^{\nu'} \frac{\partial x^{\lambda'}}{\partial x^\lambda} V^\lambda, \quad (2.124)$$

where the product rule has been applied in the first term. Eqs. (2.122) and (2.121) can be equated. The term with the partial derivative of  $V^\nu$  cancels out and we obtain:

$$\Gamma_{\mu'\lambda'}^{\nu'} \frac{\partial x^{\lambda'}}{\partial x^\lambda} V^\lambda + \frac{\partial x^\mu}{\partial x^{\mu'}} \frac{\partial^2 x^{\nu'}}{\partial x^\mu \partial x^\lambda} V^\lambda = \frac{\partial x^\mu}{\partial x^{\mu'}} \frac{\partial x^{\nu'}}{\partial x^\nu} \Gamma_{\mu\lambda}^\nu V^\lambda. \quad (2.125)$$

Here we have replaced the dummy index  $\nu$  by  $\lambda$  in the term with the mixed partial derivative. This is a common operation for tensor equations. Another common operation is multiplying a tensor equation by an indexed term and summing over one or more free indices (i.e. making the previously independent index into a dummy index). Multiplying the last equation by  $\frac{\partial x^\lambda}{\partial x^{\lambda'}}$  then gives

$$\Gamma_{\mu'\lambda'}^{\nu'} V^\lambda = \frac{\partial x^\mu}{\partial x^{\mu'}} \frac{\partial x^\lambda}{\partial x^{\lambda'}} \frac{\partial x^{\nu'}}{\partial x^\nu} \Gamma_{\mu\lambda}^\nu V^\lambda - \frac{\partial x^\mu}{\partial x^{\mu'}} \frac{\partial x^\lambda}{\partial x^{\lambda'}} \frac{\partial^2 x^{\nu'}}{\partial x^\mu \partial x^\lambda} V^\lambda \quad (2.126)$$



so that we approach an equation of determining the transformation of the connection coefficients. The last equation holds for any vector  $V^\lambda$ , therefore the equation must hold for the coefficients of  $V^\lambda$  directly. Thus, we obtain the transformation equation for the connection coefficients:

$$\Gamma_{\mu'\lambda'}^{v'} = \frac{\partial x^\mu}{\partial x^{\mu'}} \frac{\partial x^\lambda}{\partial x^{\lambda'}} \frac{\partial x^{v'}}{\partial x^v} \Gamma_{\mu\lambda}^v - \frac{\partial x^\mu}{\partial x^{\mu'}} \frac{\partial x^\lambda}{\partial x^{\lambda'}} \frac{\partial^2 x^{v'}}{\partial x^\mu \partial x^\lambda}. \quad (2.127)$$

Obviously, the Gammas do not transform as a tensor, the last term prevents this. The Gammas are not a tensor, therefore indices of Gamma cannot be raised and lowered by multiplying with metric elements and we need not put too much effort into maintaining the order of upper and lower indices.

So far, we have investigated covariant derivatives of a contravariant vector (Eq. (2.120)). The theory can be extended to covariant vectors of 1-forms  $\omega_v$ :

$$D_\mu \omega_v := \partial_\mu \omega_v + \bar{\Gamma}_{\mu v}^\lambda \omega_\lambda \quad (2.128)$$

where  $\bar{\Gamma}$  is a connection coefficient being a priori different from  $\Gamma$ . It can be shown [7] that, for consistency reasons,  $\bar{\Gamma}$  is the same as  $\Gamma$  except for the sign:

$$\bar{\Gamma}_{\mu v}^\lambda = -\Gamma_{\mu v}^\lambda. \quad (2.129)$$

Please note that the summation indices are different between (2.120) and (2.128). Now that we have a covariant derivative for contravariant and covariant components, the covariant derivative for arbitrary (k,m) tensors is defined as follows:

$$D_\sigma T^{\mu_1 \dots \mu_k}_{\nu_1 \dots \nu_m} := \partial_\sigma T^{\mu_1 \dots \mu_k}_{\nu_1 \dots \nu_m} + \Gamma_{\sigma\lambda}^{\mu_1} T^{\lambda \mu_2 \dots \mu_k}_{\nu_1 \dots \nu_m} + \Gamma_{\sigma\lambda}^{\mu_2} T^{\mu_1 \lambda \mu_3 \dots \mu_k}_{\nu_1 \dots \nu_m} + \dots \quad (2.130)$$

$$- \Gamma_{\sigma\nu_1}^\lambda T^{\mu_1 \dots \mu_k}_{\lambda \nu_2 \dots \nu_m} - \Gamma_{\sigma\nu_2}^\lambda T^{\mu_1 \dots \mu_k}_{\nu_1 \lambda \nu_3 \dots \nu_m} - \dots$$

By applying the covariant derivative, a (k,m) tensor is transformed into a (k,m+1) tensor. It is also possible to take the covariant derivative of a scalar function. Since no indices are defined for the connection in this case, we define for a scalar function  $\phi$ :

$$D_\mu \phi := \partial_\mu \phi. \quad (2.131)$$

As we have seen, the connection coefficients are not a tensor. It is, however, easy to make a tensor of them by taking the antisymmetric sum of the lower indices:

$$T_{\mu\nu}^\lambda := \Gamma_{\mu\nu}^\lambda - \Gamma_{\nu\mu}^\lambda. \quad (2.132)$$

This is called the *torsion tensor*. When applying the transformation (2.127) for the difference of Gammas, the last term vanishes because the order in the mixed partial derivative is arbitrary. The torsion tensor is antisymmetric by definition. In four dimensions it can be written out for each index  $\lambda$  as

$$(T_{\mu\nu}^\lambda) = \begin{bmatrix} 0 & T_{01}^\lambda & T_{02}^\lambda & T_{03}^\lambda \\ -T_{01}^\lambda & 0 & T_{12}^\lambda & T_{13}^\lambda \\ -T_{02}^\lambda & -T_{12}^\lambda & 0 & T_{23}^\lambda \\ -T_{03}^\lambda & -T_{13}^\lambda & -T_{23}^\lambda & 0 \end{bmatrix}. \quad (2.133)$$

There are six independent components per  $\lambda$ . We will see later that this is one of the basis elements of Cartan geometry. A connection that is symmetric in its lower indices is torsion-free.

For completeness, we give the definition of the *Riemann curvature tensor*, which is also defined by the connection coefficients, but in a more complicated manner:

$$R_{\rho\mu\nu}^\lambda := \partial_\mu \Gamma_{\nu\rho}^\lambda - \partial_\nu \Gamma_{\mu\rho}^\lambda + \Gamma_{\mu\sigma}^\lambda \Gamma_{\nu\rho}^\sigma - \Gamma_{\nu\sigma}^\lambda \Gamma_{\mu\rho}^\sigma. \quad (2.134)$$

The tensor is antisymmetric in its last two indices. If it is written in pure covariant form  $R_{\lambda\rho\mu\nu} = g_{\tau\lambda} R_{\rho\mu\nu}^\tau$  and the manifold is torsion-free, the Riemann tensor is also antisymmetric in its first two indices. This property will, however, not be used in Cartan geometry.

### 2.4.2 Metric compatibility and parallel transport

A fundamental property of vectors in physics is that they must be independent of their coordinate representation. From Euclidean space, we know that a rotation of a vector leaves its length and orientation against other vectors constant. In curved manifolds this is not necessarily the case anymore. Whether the length of a vector is preserved depends on the metric tensor. A parallel transport of a vector is depicted in Fig. 2.7. On a spherical surface, a vector is parallel transported from the north pole to a point on the equator in two ways: 1) moved directly along a meridian (red; right) and 2) moved first along another meridian and then along an equatorial latitude (left; blue). Obviously, the results are different, so this naive procedure is not compatible with a spherical manifold.

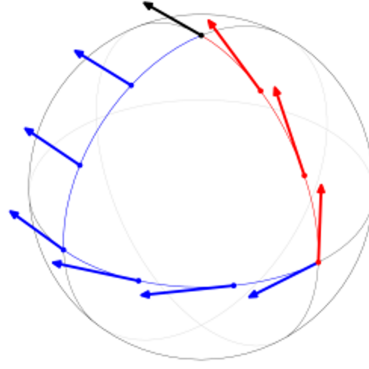


Figure 2.7: Parallel transport of a vector on a sphere.

Let us formalize the process to define parallel transport in a compatible way. A path is a displacement of a vector  $V^v$  whose coordinates are parameterized, say by a parameter  $\lambda$ :

$$V^v = V^v(\lambda) \text{ at point } x^v(\lambda). \quad (2.135)$$

This can be considered as moving the vector (which is a tensor) along a predefined path. We define the covariant derivative along the path by

$$\frac{D}{d\lambda} := \frac{dx^\mu}{d\lambda} D_\mu, \quad (2.136)$$

where  $\frac{dx^\mu}{d\lambda}$  is the tangent vector of the path. This gives us a method for specifying a *parallel transport* of  $V$ . This transport condition is fulfilled if the covariant derivative along the path vanishes:

$$\frac{D V^v}{d\lambda} = \frac{dx^\mu}{d\lambda} D_\mu V^v = \frac{dx^\mu}{d\lambda} (\partial_\mu V^v + \Gamma_{\mu\rho}^v V^\rho) = 0. \quad (2.137)$$

Since the tangent vector cannot vanish (we would not have a path anymore), it follows that the covariant derivative of the tensor must vanish:

$$D_\mu V^v = 0. \quad (2.138)$$

This is the condition for parallel transport. It is fulfilled if and only if the covariant derivative along a path vanishes. This holds for any tensor. In particular we can choose the metric tensor and require it to be parallel transported:

$$D_\sigma g_{\mu\nu} = 0. \quad (2.139)$$

This is called *metric compatibility*. It is also said that the connection is metrically compatible because it is contained in the covariant derivative. It means that the metric tensor is covariantly constant everywhere and can be parallel transported. If this requirement were omitted, we would have difficulties defining meaningful physics in a manifold, for example, norms of vectors would not be constant but change during translations or rotations.

■ **Example 2.9** We show that the inner product of two vectors is preserved if the vectors can be parallel transported. The inner product of vectors  $V^\mu$  and  $W^\nu$  is  $g_{\mu\nu}V^\mu W^\nu$ . Its covariant path derivative is

$$\frac{D}{d\lambda} (g_{\mu\nu}V^\mu W^\nu) = \left( \frac{D}{d\lambda} g_{\mu\nu} \right) V^\mu W^\nu + g_{\mu\nu} \left( \frac{D}{d\lambda} V^\mu \right) W^\nu + g_{\mu\nu} V^\mu \left( \frac{D}{d\lambda} W^\nu \right) = 0 \quad (2.140)$$

because all three tensors are parallel transported, by definition. In the same way, one can prove that, if  $g_{\mu\nu}$  can be parallel transported, then so can its inverse  $g^{\mu\nu}$ :

$$\begin{aligned} 0 &= \frac{D}{d\lambda} g_{\mu\nu} = \frac{D}{d\lambda} (g_{\mu\sigma} g_{\rho\nu} g^{\rho\sigma}) \\ &= \frac{D}{d\lambda} (g_{\mu\sigma}) g_{\rho\nu} g^{\rho\sigma} + g_{\mu\sigma} \frac{D}{d\lambda} (g_{\rho\nu}) g^{\rho\sigma} + g_{\mu\sigma} g_{\rho\nu} \frac{D}{d\lambda} (g^{\rho\sigma}). \end{aligned} \quad (2.141)$$

The first two terms in the last line vanish by definition, and consequently the third term has to vanish. ■

The concept of parallel transport allows us to find the equation for geodesics. A *geodesic* is the generalization of a straight line in Euclidean space. Mass points without external forces move this way. In a curved manifold, the motion follows the curving of space and therefore is not a straight line. We can find the equation of geodesics by requiring that the path parallel transports its own tangent vector. This is in analogy to flat space where the tangent vector is parallel to its line vector. From (2.137) then we have

$$\frac{D}{d\lambda} \frac{dx^\nu}{d\lambda} = 0 \quad (2.142)$$

which can be written

$$\frac{dx^\mu}{d\lambda} D_\mu \frac{dx^\nu}{d\lambda} = \frac{dx^\mu}{d\lambda} \left( \frac{\partial}{\partial x^\mu} \frac{dx^\nu}{d\lambda} + \Gamma_{\mu\rho}^\nu \frac{dx^\rho}{d\lambda} \right) = 0 \quad (2.143)$$

and, by replacement of  $\frac{\partial}{\partial x^\mu}$  by  $\frac{\partial \lambda}{\partial x^\mu} \frac{d}{d\lambda}$ , simplifies to

$$\frac{d^2 x^\nu}{d\lambda^2} + \Gamma_{\mu\rho}^\nu \frac{dx^\mu}{d\lambda} \frac{dx^\rho}{d\lambda} = 0 \quad (2.144)$$

which is the *geodesic equation*. In flat space, the Gammas vanish and Newton's law  $\ddot{x} = 0$  for an unconstrained motion is regained.

Given a path in the manifold, covariant derivatives can be used to describe the deviation of a tensor from being parallel transported. Consider a round-trip as depicted in Fig. 2.8. A tensor is moved counter-clockwise along its covariant tangent vector  $D_\mu$ , then  $D_\nu$ , and afterwards back to its starting point in the reverse order. In the case where the tensor is parallel transportable, all derivatives vanish. However, this will not be the case in general. The *commutator* of two covariant derivatives is defined as

$$[D_\mu, D_\nu] := D_\mu D_\nu - D_\nu D_\mu \quad (2.145)$$

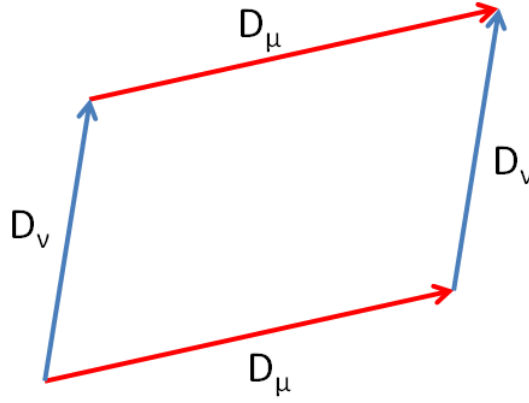


Figure 2.8: Closed loop for composition of two covariant derivatives.

and describes the difference of both paths with respect to the covariant derivative. We can apply this to a vector  $V^\rho$  and evaluate the terms:

$$\begin{aligned}
 [D_\mu, D_\nu]V^\rho &= D_\mu D_\nu V^\rho - D_\nu D_\mu V^\rho \\
 &= \partial_\mu (D_\nu V^\rho) - \Gamma_{\mu\nu}^\lambda D_\lambda V^\rho + \Gamma_{\mu\sigma}^\rho D_\nu V^\sigma \\
 &\quad - \partial_\nu (D_\mu V^\rho) + \Gamma_{\nu\mu}^\lambda D_\lambda V^\rho - \Gamma_{\nu\sigma}^\rho D_\mu V^\sigma \\
 &= \partial_\mu \partial_\nu V^\rho + (\partial_\mu \Gamma_{\nu\sigma}^\rho) V^\sigma + \Gamma_{\nu\sigma}^\rho \partial_\mu V^\sigma - \Gamma_{\mu\nu}^\lambda \partial_\lambda V^\rho - \Gamma_{\mu\nu}^\lambda \Gamma_{\lambda\sigma}^\rho V^\sigma \\
 &\quad + \Gamma_{\mu\sigma}^\rho \partial_\nu V^\sigma + \Gamma_{\mu\sigma}^\rho \Gamma_{\nu\lambda}^\sigma V^\lambda \\
 &\quad - \partial_\nu \partial_\mu V^\rho - (\partial_\nu \Gamma_{\mu\sigma}^\rho) V^\sigma - \Gamma_{\mu\sigma}^\rho \partial_\nu V^\sigma + \Gamma_{\nu\mu}^\lambda \partial_\lambda V^\rho + \Gamma_{\nu\mu}^\lambda \Gamma_{\lambda\sigma}^\rho V^\sigma \\
 &\quad - \Gamma_{\nu\sigma}^\rho \partial_\mu V^\sigma - \Gamma_{\nu\sigma}^\rho \Gamma_{\mu\lambda}^\sigma V^\lambda \\
 &= \left( \partial_\mu \Gamma_{\nu\sigma}^\rho - \partial_\nu \Gamma_{\mu\sigma}^\rho + \Gamma_{\mu\lambda}^\rho \Gamma_{\nu\sigma}^\lambda - \Gamma_{\nu\lambda}^\rho \Gamma_{\mu\sigma}^\lambda \right) V^\sigma - (\Gamma_{\mu\nu}^\lambda - \Gamma_{\nu\mu}^\lambda) D_\lambda V^\rho.
 \end{aligned} \tag{2.146}$$

Comparing the last line with the definitions of curvature tensor (2.134) and torsion tensor (2.132), it can be written:

$$[D_\mu, D_\nu]V^\rho = R^\rho_{\sigma\mu\nu} V^\sigma - T^\lambda_{\mu\nu} D_\lambda V^\rho. \tag{2.147}$$

Interestingly, the commutator of covariant derivatives of a vector depends linearly on the vector itself and its tangent vector, where the coefficients are the curvature and torsion tensors. In the case of no torsion, there would be no dependence on a derivative of  $V^\rho$  at all. The action of  $[D_\mu, D_\nu]$  can be applied to a tensor of arbitrary rank. In general, it is

$$\begin{aligned}
 [D_\rho, D_\sigma]X^{\mu_1 \dots \mu_k}_{\nu_1 \dots \nu_m} &= R^{\mu_1}_{\lambda\rho\sigma} X^{\lambda\mu_2 \dots \mu_k}_{\nu_1 \dots \nu_m} + R^{\mu_2}_{\lambda\rho\sigma} X^{\mu_1 \lambda \dots \mu_k}_{\nu_1 \dots \nu_m} + \dots \\
 &\quad - R^\lambda_{\nu_1\rho\sigma} X^{\mu_1 \dots \mu_k}_{\lambda\nu_2 \dots \nu_m} - R^\lambda_{\nu_2\rho\sigma} X^{\mu_1 \dots \mu_k}_{\nu_1 \lambda \dots \nu_m} - \dots \\
 &\quad - T^\lambda_{\rho\sigma} D_\lambda X^{\mu_1 \dots \mu_k}_{\nu_1 \dots \nu_m}.
 \end{aligned} \tag{2.148}$$

We have seen that the curvature and torsion tensors depend on the connection coefficients directly. To describe the geometry of a manifold, one must know these coefficients. The geometry is typically defined by a coordinate transformation. However, there is no direct way to derive the connection coefficients from the coordinate transformation equations. In Example (2.8) we have seen that the metric tensor can be derived from the Jacobian, which contains the derivatives of the coordinate transformations. Therefore, what we need is a relation between the metric and the

connection, from which the connection coefficients can be derived, when the metric is known. Such a relation is given by the metric compatibility condition:

$$D_\sigma g_{\mu\nu} = \partial_\sigma g_{\mu\nu} - \Gamma_{\sigma\mu}^\lambda g_{\lambda\nu} - \Gamma_{\sigma\nu}^\lambda g_{\mu\lambda} = 0. \quad (2.149)$$

For a space of four dimensions, this tensor equation represents  $4^3 = 64$  single equations. The first of them (for the diagonal metric elements) read:

$$\begin{aligned} \frac{\partial}{\partial x^0} g_{00} - 2\Gamma_{00}^0 g_{00} &= 0 \\ -\Gamma_{00}^1 g_{11} - \Gamma_{01}^0 g_{00} &= 0 \\ -\Gamma_{00}^2 g_{22} - \Gamma_{02}^0 g_{00} &= 0 \\ -\Gamma_{00}^3 g_{33} - \Gamma_{03}^0 g_{00} &= 0 \\ &\dots \end{aligned} \quad (2.150)$$

You should keep in mind that the metric is symmetric, and therefore not all equations are linearly independent. It is difficult to see how many independent equations remain. Computer algebra (code available at [10]) tells us that one half (24 equations) are dependent on the other 24 equations. Therefore, we can predefine 24 Gammas arbitrarily. A solution is, for example,

$$\begin{aligned} \Gamma_{00}^0 &= \frac{\frac{\partial}{\partial x^0} g_{00}}{2g_{00}} \\ \Gamma_{01}^0 &= -\frac{g_{11}}{g_{00}} A_{25} \\ \Gamma_{02}^0 &= -\frac{g_{22}}{g_{00}} A_{43} \\ \Gamma_{03}^0 &= -\frac{g_{33}}{g_{00}} A_{40} \\ \Gamma_{10}^0 &= \frac{\frac{\partial}{\partial x^1} g_{00}}{2g_{00}} \\ &\dots \end{aligned} \quad (2.151)$$

with

$$\begin{aligned} \Gamma_{00}^1 &= A_{25} \\ \Gamma_{00}^2 &= A_{43} \\ \Gamma_{00}^3 &= A_{40} \\ &\dots \end{aligned} \quad (2.152)$$

where the  $A_i$  are the predefined parameters, and they may even be functions of  $x^\mu$ . From the first equation of (2.150), it can be seen that assuming  $\Gamma_{00}^0 = 0$  is not a good choice, because this would impose the restriction  $\frac{\partial g_{00}}{\partial x^0} = 0$  on the metric a priori. Therefore, the diagonal elements of the lower pair of indices of Gamma do not vanish in general. By comparing the solutions for  $\Gamma_{01}^0$  and  $\Gamma_{10}^0$  in (2.151) it is obvious that the Gammas are not symmetric in the lower indices.

Having found the connection coefficients, we can construct the curvature and torsion tensors (2.134) and (2.132). While the coefficients go into the curvature tensor as is, the torsion tensor itself depends only on the antisymmetric part of the Gammas. Each 2-tensor or connection coefficient can be split into a symmetric and antisymmetric part:

$$\Gamma_{\mu\nu}^\rho = \Gamma_{\mu\nu}^{\rho(S)} + \Gamma_{\mu\nu}^{\rho(A)} \quad (2.153)$$

with

$$\begin{aligned}\Gamma_{\mu\nu}^{\rho(S)} &= \Gamma_{\nu\mu}^{\rho(S)}, \\ \Gamma_{\mu\nu}^{\rho(A)} &= -\Gamma_{\nu\mu}^{\rho(A)}.\end{aligned}\tag{2.154}$$

For the torsion tensor we have

$$T_{\mu\nu}^{\lambda} = \Gamma_{\mu\nu}^{\lambda(A)} - \Gamma_{\nu\mu}^{\lambda(A)} = 2 \Gamma_{\mu\nu}^{\lambda(A)},\tag{2.155}$$

the symmetric part does not enter the torsion. This motivates the imposition of additional antisymmetry requirements on the Gammas, instead of choosing 24 elements arbitrarily. So, in addition to the metric compatibility equation (2.149), we define 24 extra equations

$$\Gamma_{\mu\nu}^{\rho} = -\Gamma_{\nu\mu}^{\rho}\tag{2.156}$$

for all pairs  $\mu \neq \nu$  with  $\mu > \nu$ . This reduces the number of free solution parameters from 24 to 4 (see computer algebra code [68]). The situation gets quite complicated when non-diagonal elements in the metric are present [69]. Alternatively, we could even force a purely symmetric connection by requiring that

$$\Gamma_{\mu\nu}^{\rho} = \Gamma_{\nu\mu}^{\rho}.\tag{2.157}$$

Then there are no free parameters anymore, and all Gammas are uniquely defined, where 24 of them turn out to be zero. However, in this case, torsion is zero and we will run into irretrievable conflicts with geometrical laws, as we will see in subsequent sections. There is a reason for leaving a certain variability in the connection: the theorems of Cartan geometry have to be satisfied, which imposes additional conditions on curvature and torsion, and thereby on the connection.

For completeness, we describe how the symmetric connection coefficients are computed in Einsteinian general relativity. Starting with Eq. (2.149), this equation is written three times with permuted indices:

$$\begin{aligned}\partial_{\sigma} g_{\mu\nu} - \Gamma_{\sigma\mu}^{\lambda} g_{\lambda\nu} - \Gamma_{\sigma\nu}^{\lambda} g_{\mu\lambda} &= 0, \\ \partial_{\mu} g_{\nu\sigma} - \Gamma_{\mu\nu}^{\lambda} g_{\lambda\sigma} - \Gamma_{\mu\sigma}^{\lambda} g_{\nu\lambda} &= 0, \\ \partial_{\nu} g_{\sigma\mu} - \Gamma_{\nu\sigma}^{\lambda} g_{\lambda\mu} - \Gamma_{\nu\mu}^{\lambda} g_{\sigma\lambda} &= 0.\end{aligned}\tag{2.158}$$

Subtracting the second and third equation from the first and using the symmetry of the connection gives

$$\partial_{\sigma} g_{\mu\nu} - \partial_{\mu} g_{\nu\sigma} - \partial_{\nu} g_{\sigma\mu} + 2 \Gamma_{\mu\nu}^{\lambda} g_{\lambda\sigma} = 0,\tag{2.159}$$

and multiplying the equation by  $g^{\sigma\rho}$  gives for the Gamma term:

$$(\Gamma_{\mu\nu}^{\lambda} g_{\lambda\sigma}) g^{\sigma\rho} = \Gamma_{\mu\nu}^{\lambda} (g_{\lambda\sigma} g^{\sigma\rho}) = \Gamma_{\mu\nu}^{\lambda} \delta_{\lambda}^{\rho} = \Gamma_{\mu\nu}^{\rho}.\tag{2.160}$$

From (2.159) then follows

$$\Gamma_{\mu\nu}^{\rho} = \frac{1}{2} g^{\rho\sigma} (\partial_{\mu} g_{\nu\sigma} + \partial_{\nu} g_{\sigma\mu} - \partial_{\sigma} g_{\mu\nu}).\tag{2.161}$$

The symmetric connection is determined completely by the metric, in accordance with our earlier result from the single equation of metric compatibility.

All derivations in this section were exemplified with a diagonal metric. They remain true if non-diagonal elements are added, but the solutions become much more complex. Imposing

additional symmetry or antisymmetry conditions on the connection may lead to results differing from those for a diagonal metric.

It should be noted that the metric of a given geometry of a manifold is not unique, and depends on the choice of coordinate system. Recalling the examples above, Euclidean space can be described by cartesian or spherical coordinates which lead to different metric tensors. However, the spacetime structure is the same, only the numerical addressing of points changes, as do the coordinates of vectors. However, the vectors as physical objects (position and length) remain the same.

■ **Example 2.10** We compute the connection for the spherical coordinate system  $(r, \theta, \phi)$  for three cases: general connection, antisymmetrized connection, and symmetrized connection. This example is available as Maxima code [67]. The metric tensor is from Example 2.5:

$$(g_{\mu\nu}) = \begin{bmatrix} 1 & 0 & 0 \\ 0 & r^2 & 0 \\ 0 & 0 & r^2 \sin^2 \theta \end{bmatrix}. \quad (2.162)$$

Since the metric is not time-dependent, indices run from 1 to 3. This gives  $3^3 = 27$  equations from metric compatibility (2.149), and the first equations are

$$\begin{aligned} -2 \Gamma_{11}^1 &= 0 \\ -\Gamma_{11}^2 r^2 - \Gamma_{12}^1 &= 0 \\ -\Gamma_{11}^3 r^2 \sin^2(\theta) - \Gamma_{13}^1 &= 0 \\ -\Gamma_{11}^2 r^2 - \Gamma_{12}^1 &= 0 \\ 2r - 2 \Gamma_{12}^2 r^2 &= 0 \\ &\dots \end{aligned} \quad (2.163)$$

The solution (obtained by computer algebra) contains 9 free parameters  $A_1, \dots, A_9$ . There are 27 solutions in total. Some of them are:

$$\begin{aligned} \Gamma_{11}^1 &= 0 \\ \Gamma_{13}^1 &= -A_9 r^2 \sin^2(\theta) \\ \Gamma_{31}^1 &= 0 \\ \Gamma_{33}^1 &= -A_3 r^2 \sin^2(\theta) \\ \Gamma_{12}^2 &= \frac{1}{r} \\ \Gamma_{21}^2 &= -\frac{A_4}{r^2} \\ \Gamma_{23}^3 &= \frac{\cos(\theta)}{\sin(\theta)} \\ \Gamma_{32}^3 &= A_2 \\ &\dots \end{aligned} \quad (2.164)$$

With 9 additional antisymmetry conditions, the solutions are

$$\begin{aligned}
 \Gamma_{11}^1 &= 0 \\
 \Gamma_{13}^1 &= \Gamma_{31}^1 = 0 \\
 \Gamma_{23}^1 &= -\Gamma_{32}^1 = -A_{10} \\
 \Gamma_{12}^2 &= -\Gamma_{21}^2 = \frac{1}{r} \\
 \Gamma_{23}^3 &= -\Gamma_{32}^3 = \frac{\cos(\theta)}{\sin(\theta)} \\
 &\dots
 \end{aligned} \tag{2.165}$$

There is only one free parameter  $A_{10}$  left. A certain similarity to the general solution is retained, but with antisymmetry. If symmetric connection coefficients are enforced, most Gammas are zero. The only non-zero coefficients are:

$$\begin{aligned}
 \Gamma_{22}^1 &= -r \\
 \Gamma_{33}^1 &= -r \sin^2(\theta) \\
 \Gamma_{12}^2 &= \Gamma_{21}^2 = \frac{1}{r} \\
 \Gamma_{33}^2 &= -\cos(\theta) \sin(\theta) \\
 \Gamma_{13}^3 &= \Gamma_{31}^3 = \frac{1}{r} \\
 \Gamma_{23}^3 &= \Gamma_{32}^3 = \frac{\cos(\theta)}{\sin(\theta)}
 \end{aligned} \tag{2.166}$$

This example is often found in textbooks of general relativity. If all coordinates have the physical dimension of length, then the connection coefficients have the same physical dimension. In this example we have angles and lengths, therefore the physical dimensions differ. ■

### 2.4.3 Exterior derivative

So far, we have dealt with covariant derivatives of tensors. Now we want to extend the concept of derivatives to n-forms. We already know that a partial derivative of a tensor does not conserve the tensor properties. Therefore, we will define an appropriate derivative for n-forms. We have already introduced antisymmetric forms in Section 2.3. It is useful to define a derivative on these objects that conserves antisymmetry and tensor properties. A partial derivative for one coordinate generates an additional index in a tensor, therefore a p-form is extended to a (p+1)-form by the definition

$$(d \wedge A)_{\mu_1 \dots \mu_{p+1}} := (p+1) \partial_{[\mu_1} A_{\mu_2 \dots \mu_{p+1}]} \tag{2.167}$$

This (p+1)-form is a tensor, irrespective of what  $A$  is. The simplest exterior derivative is that of a scalar function  $\phi(x_\mu)$  which is

$$(d \wedge \phi)_\mu = \partial_\mu \phi, \tag{2.168}$$

in other words, this is the gradient of  $\phi$ . Another example is the definition of the electromagnetic field in tensor form  $F_{\mu\nu}$  as a 2-form (see Example 2.11 below). It is derived as an exterior derivative of a 1-form, the vector potential  $A_\mu$ :

$$F_{\mu\nu} := (d \wedge A)_{\mu\nu} = \partial_\mu A_\nu - \partial_\nu A_\mu. \tag{2.169}$$



The tensor character of exterior derivatives can be seen by applying the transformation law (2.123) to a (0,1) tensor  $V$  for example:

$$\begin{aligned} \frac{\partial}{\partial x^{\mu'}} V_{\nu'} &= \frac{\partial x^{\mu}}{\partial x^{\mu'}} \frac{\partial}{\partial x^{\mu}} V_{\nu'} = \frac{\partial x^{\mu}}{\partial x^{\mu'}} \frac{\partial}{\partial x^{\mu}} \left( \frac{\partial x^{\nu}}{\partial x^{\nu'}} V_{\nu} \right) \\ &= \frac{\partial x^{\mu}}{\partial x^{\mu'}} \frac{\partial^2 x^{\nu}}{\partial x^{\mu} \partial x^{\nu'}} V_{\nu} + \frac{\partial x^{\mu}}{\partial x^{\mu'}} \frac{\partial x^{\nu}}{\partial x^{\nu'}} \frac{\partial}{\partial x^{\mu}} V_{\nu}. \end{aligned} \quad (2.170)$$

The first term in the second line should not appear if this were a tensor transformation. It can be rewritten to

$$\frac{\partial^2 x^{\nu}}{\partial x^{\mu'} \partial x^{\nu'}} V_{\nu} \quad (2.171)$$

and now is symmetric in  $\mu'$  and  $\nu'$ . Since the exterior derivative only contains antisymmetric sums of both indices, all these terms vanish because partial derivatives are commutable. Therefore,  $d \wedge V_{\nu}$  transforms like a tensor, and so do all  $n$ -forms.

An important property of an exterior derivative is that its two-fold application is zero:

$$d \wedge (d \wedge A) = 0. \quad (2.172)$$

The reason is the same as above, the partial derivatives are commutable, summing up to zero in all antisymmetric sums.

■ **Example 2.11** We describe Maxwell's homogeneous field equations in form notation and transform this to the well-known vector form (see computer algebra code [70]). The homogeneous laws are the Gauss law and the Faraday law. In tensor notation they are condensed into one equation:

$$d \wedge F = 0 \quad (2.173)$$

or with indices

$$(d \wedge F)_{\mu\nu\rho} = 0. \quad (2.174)$$

Because  $F$  is a 2-form, the exterior derivative of  $F$  is a 3-form. The electromagnetic field tensor is antisymmetric and defined by the contravariant tensor

$$F^{\mu\nu} = \begin{bmatrix} F^{00} & F^{01} & F^{02} & F^{03} \\ F^{10} & F^{11} & F^{12} & F^{13} \\ F^{20} & F^{21} & F^{22} & F^{23} \\ F^{30} & F^{31} & F^{32} & F^{33} \end{bmatrix} = \begin{bmatrix} 0 & -E^1 & -E^2 & -E^3 \\ E^1 & 0 & -cB^3 & cB^2 \\ E^2 & cB^3 & 0 & -cB^1 \\ E^3 & -cB^2 & cB^1 & 0 \end{bmatrix} \quad (2.175)$$

where  $E^i$  are the components of the electric field and  $B^i$  those of the magnetic field. It is  $E^1 = E_X, E^2 = E_Y$ , etc. To be able to apply the exterior derivative, we first have to transform this tensor to covariant form. Since classical electrodynamics takes place in a Euclidean space, we use the Minkowski metric to lower the indices:

$$\eta_{\mu\nu} = \eta^{\mu\nu} = \begin{bmatrix} 1 & 0 & 0 & 0 \\ 0 & -1 & 0 & 0 \\ 0 & 0 & -1 & 0 \\ 0 & 0 & 0 & -1 \end{bmatrix}. \quad (2.176)$$

Then the covariant field tensor is

$$F_{\mu\nu} = \eta_{\mu\rho} \eta_{\nu\sigma} F^{\rho\sigma} = \begin{bmatrix} 0 & E^1 & E^2 & E^3 \\ -E^1 & 0 & -cB^3 & cB^2 \\ -E^2 & cB^3 & 0 & -cB^1 \\ -E^3 & -cB^2 & cB^1 & 0 \end{bmatrix}. \quad (2.177)$$

Compared to the contravariant form, only the signs of the electric field components have changed. Working out the exterior derivative for  $\mu = 0, \nu = 1, \rho = 2$ , we obtain

$$(d \wedge F)_{012} = \partial_0 F_{12} + \partial_1 F_{20} + \partial_2 F_{01} - \partial_0 F_{21} - \partial_1 F_{02} - \partial_2 F_{10}. \quad (2.178)$$

Because  $F$  is antisymmetric, the negative summands are equal to the positive summands with reversed sign so that we have

$$(d \wedge F)_{012} = 2(\partial_0 F_{12} + \partial_1 F_{20} + \partial_2 F_{01}), \quad (2.179)$$

this is twice the cyclic sum of indices. Since  $(\mu, \nu, \rho)$  must be a subset of  $(0, 1, 2, 3)$  only the combinations

$(0, 1, 2)$

$(0, 1, 3)$

$(0, 2, 3)$

$(1, 2, 3)$

are possible, leading to four equations for  $d \wedge F$ . Setting  $F_{01} = E_X$  etc. leads to the four equations:

$$\begin{aligned} 2(c\partial_0 B^3 + \partial_1 E^2 - \partial_2 E^1) &= 0 \\ 2(-c\partial_0 B^2 + \partial_1 E^3 - \partial_3 E^1) &= 0 \\ 2(c\partial_0 B^1 + \partial_2 E^3 - \partial_3 E^2) &= 0 \\ 2(c\partial_1 B^1 + c\partial_2 B^2 + c\partial_3 B_3) &= 0 \end{aligned} \quad (2.180)$$

or, written with cartesian components and simplified:

$$\begin{aligned} \partial_t B_Z + \partial_X E_Y - \partial_Y E_X &= 0 \\ \partial_t B_Y - \partial_X E_Z + \partial_Z E_X &= 0 \\ \partial_t B_X + \partial_Y E_Z - \partial_Z E_Y &= 0 \\ \partial_X B_X + \partial_Y B_Y + \partial_Z B_Z &= 0 \end{aligned} \quad (2.181)$$

where we have used  $\partial_0 = 1/c \cdot \partial_t$ . Comparing these equations with the curl operator:

$$\nabla \times \mathbf{V} = \begin{bmatrix} \partial_Y V_Z - \partial_Z V_Y \\ -\partial_X V_Z + \partial_Z V_X \\ \partial_X V_Y - \partial_Y V_X \end{bmatrix} \quad (2.182)$$

the first three equations of (2.181) contain the third, second and first line of this operator and can be written in vector form:

$$\frac{\partial \mathbf{B}}{\partial t} + \nabla \times \mathbf{E} = 0 \quad (2.183)$$

which is the Faraday law. The fourth equation of (2.181) is the Gauss law

$$\nabla \cdot \mathbf{B} = 0. \quad (2.184)$$

We conclude this example with the hint that the inhomogeneous Maxwell equations (Coulomb law and Ampère-Maxwell law) cannot be written as an exterior tensor derivative due to the current terms. In those cases, a formulation similar to that in the next example has to be used. ■

■ **Example 2.12** As an example involving the Hodge dual (see computer algebra code [71]), we derive the homogeneous Maxwell equations from a tensor notation containing the Hodge dual of

the electromagnetic field tensor introduced in the preceding example, 2.11. In tensor notation, the equation is:

$$\partial_\mu \tilde{F}^{\mu\nu} = 0 \quad (2.185)$$

and involves the Hodge dual of the 4 x 4 field tensor, defined as follows:

$$\tilde{F}_{\mu\nu} = \frac{1}{2} \epsilon_{\mu\nu\rho\sigma} F^{\rho\sigma} = \begin{bmatrix} 0 & -cB^1 & -cB^2 & -cB^3 \\ cB^1 & 0 & -E^3 & E^2 \\ cB^2 & E^3 & 0 & -E^1 \\ cB^3 & -E^2 & E^1 & 0 \end{bmatrix}. \quad (2.186)$$

Indices are raised using the Minkowski metric (2.176):

$$\tilde{F}^{\mu\nu} = \eta^{\mu\kappa} \eta^{\nu\rho} \tilde{F}_{\kappa\rho}. \quad (2.187)$$

Therefore, the covariant Hodge dual is:

$$\tilde{F}^{\mu\nu} = \begin{bmatrix} 0 & cB^1 & cB^2 & cB^3 \\ -cB^1 & 0 & -E^3 & E^2 \\ -cB^2 & E^3 & 0 & -E^1 \\ -cB^3 & -E^2 & E^1 & 0 \end{bmatrix}, \quad (2.188)$$

for example:

$$\tilde{F}_{01} = \frac{1}{2} (\epsilon_{0123} F^{23} + \epsilon_{0132} F^{32}) = F^{23} \quad (2.189)$$

and

$$\tilde{F}^{01} = \eta^{00} \eta^{11} \tilde{F}_{01} = -\tilde{F}_{01}. \quad (2.190)$$

The homogeneous laws of classical electrodynamics are obtained as follows, by choice of indices. The Gauss law is obtained by choosing:

$$\nu = 0 \quad (2.191)$$

and so

$$\partial_1 \tilde{F}^{10} + \partial_2 \tilde{F}^{20} + \partial_3 \tilde{F}^{30} = 0. \quad (2.192)$$

In vector notation this is

$$\nabla \cdot \mathbf{B} = 0. \quad (2.193)$$

The Faraday law of induction is obtained by choosing:

$$\nu = 1, 2, 3 \quad (2.194)$$

and consists of three component equations:

$$\partial_0 \tilde{F}^{01} + \partial_2 \tilde{F}^{21} + \partial_3 \tilde{F}^{31} = 0 \quad (2.195)$$

$$\partial_0 \tilde{F}^{02} + \partial_1 \tilde{F}^{12} + \partial_3 \tilde{F}^{32} = 0$$

$$\partial_0 \tilde{F}^{03} + \partial_1 \tilde{F}^{13} + \partial_2 \tilde{F}^{23} = 0.$$

These can be condensed into one vector equation, which is

$$\frac{\partial \mathbf{B}}{\partial t} + \nabla \times \mathbf{E} = 0. \quad (2.196)$$

The differential form, tensor and vector notations are summarized as follows:

$$d \wedge F = 0 \rightarrow \partial_\mu \tilde{F}^{\mu\nu} = 0 \rightarrow \nabla \cdot \mathbf{B} = 0 \quad (2.197)$$

$$\frac{\partial \mathbf{B}}{\partial t} + \nabla \times \mathbf{E} = 0.$$

The homogeneous laws of classical electrodynamics are most elegantly represented by the differential form notation, but most usefully represented by the vector notation. ■

### Exterior covariant derivative

So far, we have seen that exterior derivatives are antisymmetric sums of partial derivatives applied to n-forms. The question now is what happens if we want to combine the concept of the exterior derivative with a covariant derivative. This is a generalization of the concept, which should be more appropriate to curved manifolds where covariant derivatives play an important role for their description, for example, to define commutators as in Section 2.4.2. We can define an exterior covariant derivative by creating an (n+1)-form from an n-form A:

$$D \wedge A := (D \wedge A)_{\mu_1 \dots \mu_{n+1}} = D_{[\mu} \wedge A_{\nu_1 \dots \nu_n]}. \quad (2.198)$$

For a 1-form  $A_\nu$  this then is

$$\begin{aligned} D \wedge A &= (D \wedge A)_{\mu\nu} = D_{[\mu} \wedge A_{\nu]} = \partial_\mu A_\nu - \Gamma_{\mu\nu}^\lambda A_\lambda - \partial_\nu A_\mu + \Gamma_{\nu\mu}^\lambda A_\lambda \\ &= \partial_{[\mu} A_{\nu]} - (\Gamma_{\mu\nu}^\lambda - \Gamma_{\nu\mu}^\lambda) A_\lambda \end{aligned} \quad (2.199)$$

and with the definition (2.132) of the torsion tensor this can be written:

$$D \wedge A = \partial_{[\mu} A_{\nu]} - T_{\mu\nu}^\lambda A_\lambda. \quad (2.200)$$

Since the right-hand side is a tensor,  $D \wedge A$  is also a tensor. The equation can be written in form notation:

$$D \wedge A = d \wedge A - T A. \quad (2.201)$$

We will extend this concept further in the next chapter.

## 2.5 Cartan geometry

Having developed the basics of Riemannian geometry, including torsion, we now approach the central point of this book: Cartan geometry. This will be the mathematical foundation of all fields of physics, as we will see.

### 2.5.1 Tangent space, tetrads and metric

By using Riemannian geometry as a basis, we have available nearly all tools that we need to develop the geometry that is called Cartan geometry and is the basis of ECE theory. We now need to set our focus on tangent spaces. In Section 2.1 we dealt with coordinate transformations in the base manifold. The tangent space at a point  $x$  in the base manifold was introduced as a Minkowski space of the same dimension for the local neighborhood of  $x$ . A vector  $V^\mu$  defined in the base manifold can be transformed to a vector in tangent space denoted by  $V^a$ . We introduce Latin indices to

denote vectors and tensors in tangent space. A vector in the base manifold can be transformed to the corresponding one in the tangent space by a transformation matrix  $q$ . This is similar to introduction of the transformation matrix  $\alpha$  in Eqs. (2.46 ff.), but with the difference that the transformation takes place between two different spaces. The basic transformation is

$$V^a = q^a_{\mu} V^{\mu} \quad (2.202)$$

with transformation matrix elements  $q^a_{\mu}$ . This is the basis of Cartan geometry, and  $q$  is called the *tetrad*.  $q$  transforms between the base manifold and tangent space. The inverse transformation is  $q^{-1} = (q^{\mu}_a)$ , producing a vector in the base manifold:

$$V^{\mu} = q^{\mu}_a V^a. \quad (2.203)$$

If the metric of the tangent space  $\eta_{ab}$  is transformed to the base manifold (this is a (0,2) tensor), the result must be the metric of the base manifold  $g_{\mu\nu}$  by definition:

$$g_{\mu\nu} = n q^a_{\mu} q^b_{\nu} \eta_{ab}, \quad (2.204)$$

and inversely:

$$\eta_{ab} = \frac{1}{n} q^{\mu}_a q^{\nu}_b g_{\mu\nu}, \quad (2.205)$$

where  $n$  is the dimension of the base manifold. Since  $q$  is a coordinate transformation, the product of  $q$  and its inverse has to be the unit matrix:

$$\mathbf{q}\mathbf{q}^{-1} = \mathbf{1} \quad (2.206)$$

which, written in component form, is

$$q^a_{\mu} q^{\nu}_a = \delta^{\nu}_{\mu}, \quad (2.207)$$

$$q^a_{\mu} q^{\mu}_b = \delta^a_b. \quad (2.208)$$

The sum of the diagonal elements of (2.206), called the *trace*, is the dimension of the spaces between which the transformation takes place:

$$q^a_{\mu} q^{\mu}_a = n. \quad (2.209)$$

However, this kind of summed product will often occur in our calculations and it is beneficial to let the result be unity:

$$q^a_{\mu} q^{\mu}_a := 1. \quad (2.210)$$

Therefore, we introduce a scaling factor of  $1/\sqrt{n}$  to the tetrad elements and  $\sqrt{n}$  to the inverse tetrad elements:

$$q^a_{\mu} \rightarrow \frac{1}{\sqrt{n}} q^a_{\mu}, \quad (2.211)$$

$$q^{\mu}_a \rightarrow \sqrt{n} q^{\mu}_a. \quad (2.212)$$

Thus, the conditions (2.204) and (2.205) remain satisfied.

■ **Example 2.13** We consider the transformation to spherical polar coordinates, Eq. (2.58) from Example (2.4):

$$\alpha = \begin{bmatrix} \sin \theta \cos \phi & r \cos \theta \cos \phi & -r \sin \theta \sin \phi \\ \sin \theta \sin \phi & r \cos \theta \sin \phi & r \sin \theta \cos \phi \\ \cos \theta & -r \sin \theta & 0 \end{bmatrix}. \quad (2.213)$$

The inverse transformation is

$$\alpha^{-1} = \begin{bmatrix} \frac{\cos(\phi) \sin(\theta)}{\cos(\phi) \cos(\theta)} & \frac{\sin(\phi) \sin(\theta)}{\sin(\phi) \cos(\theta)} & \frac{\cos(\theta)}{-\frac{\sin(\theta)}{r}} \\ -\frac{\sin(\phi)}{r \sin(\theta)} & \frac{\cos(\phi)}{r \sin(\theta)} & 0 \end{bmatrix} \quad (2.214)$$

as can be seen from computer algebra code [72]. To make this transformation a tetrad from a cartesian base manifold to a Euclidian tangent space with spherical polar coordinates, we have to set

$$\mathbf{q} = \frac{1}{\sqrt{3}} \alpha, \quad (2.215)$$

$$\mathbf{q}^{-1} = \sqrt{3} \alpha^{-1}. \quad (2.216)$$

Then we have

$$\mathbf{q}\mathbf{q}^{-1} = \begin{bmatrix} 1 & 0 & 0 \\ 0 & 1 & 0 \\ 0 & 0 & 1 \end{bmatrix} \quad (2.217)$$

which is the unit matrix as required. ■

### 2.5.2 Derivatives in tangent space

We will now investigate the differential calculus in tangent space and how it is connected to that of the base manifold. The tangent space at a point  $x$  is a Euclidian space, and we could argue that this allows us to use ordinary differentiation. To define a derivative, we have to construct infinitesimal transitions from the neighborhood of  $x$ . For a point  $y \neq x$ , however, another tangent space is defined because of the definition of tangent spaces. Therefore, the curved structure of the base manifold has to be respected in the definition of the derivatives in tangent space. In the base manifold, we defined the covariant derivative for this purpose, see Eq. (2.120):

$$D_\mu V^\nu := \partial_\mu V^\nu + \Gamma_{\mu\lambda}^\nu V^\lambda \quad (2.218)$$

where the partial derivatives  $\partial_\mu$  and the connection coefficients  $\Gamma_{\mu\lambda}^\nu$  are operating on a vector  $V^\lambda$  in the base manifold. We can do the same definition for a vector  $V^a$  in tangent space, but the connection coefficients are different here:

$$D_\mu V^a := \partial_\mu V^a + \omega_{\mu b}^a V^b. \quad (2.219)$$

The role of the connection coefficients is taken over by other coefficients called *spin connections*  $\omega_{\mu b}^a$ . These have the same number of indices as the  $\Gamma$ 's but transform in the tangent space. Therefore they have two Latin indices. The name “spin connection” comes from the fact that this can be used to define covariant derivatives of spinors, which is actually impossible using the  $\Gamma$  connection coefficients. The derivative  $D_\mu$  itself is defined with respect to the base manifold and therefore has a Greek index. This also has to be present in the spin connection to maintain the indices as required for a tensor expression.

Covariant derivatives of a mixed index tensor are defined in a way so that the indices of tangent space are accompanied by a spin connection and the indices of the base manifold by a Christoffel connection, for example:

$$D_\mu V^a_\nu = \partial_\mu V^a_\nu + \omega^a_{\mu b} V^b_\nu - \Gamma^\lambda_{\mu\nu} V^a_\lambda. \quad (2.220)$$

or

$$D_\mu X^{ab}_{\nu c} = \partial_\mu X^{ab}_{\nu c} + \omega^a_{\mu d} X^{db}_{\nu c} + \omega^b_{\mu d} X^{ad}_{\nu c} - \omega^d_{\mu c} X^{ab}_{\nu d} - \Gamma^\lambda_{\mu\nu} X^{ab}_{c\lambda}. \quad (2.221)$$

In the second example  $d$  and  $\lambda$  are dummy indices. The summations over lower (covariant) indices have a minus sign for both the spin connection and Christoffel connection terms. The spin connections are not tensors, as this holds for the  $\Gamma$  connections. However, the expressions with covariant derivatives are tensors.

### 2.5.3 Exterior derivatives in tangent space

In section 2.4.3 we introduced exterior derivatives. These are n-forms based on covariant derivatives. Considering a mixed-index tensor  $V^a_\mu$ , we can interpret this as a vector-valued 1-form where  $a$  is the index of the vector component. So  $V^a$  would be a short notation of this 1-form. The concept of antisymmetric n-forms has been introduced in section 2.3. An exterior derivative of n-forms has been introduced in section 2.4.3, where a p-form is extended to a (p+1)-form by introducing the antisymmetric derivative operator  $d\wedge$ , see Eq. (2.167):

$$(d\wedge A)_{\mu_1\dots\mu_{p+1}} = (p+1)\partial_{[\mu_1} A_{\mu_2\dots\mu_{p+1}]}. \quad (2.222)$$

We can extend this concept to the tangent space. First, the definition of the covariant derivative can be extended to mixed-index tensors by giving  $A$  one or more indices of tangent space:

$$(d\wedge A^b)_{\mu_1\dots\mu_{p+1}} := (p+1)\partial_{[\mu_1} A^b_{\mu_2\dots\mu_{p+1}]}. \quad (2.223)$$

This definition stands on its own, but in curved manifolds it becomes important to define a covariant exterior derivative of p-forms by basing this definition on the covariant derivative operator  $D_\mu$ . In form notation, this kind of covariant derivative is written as

$$(D\wedge A^b)_{\mu_1\dots\mu_{p+1}} := (p+1)D_{[\mu_1} A^b_{\mu_2\dots\mu_{p+1}]}. \quad (2.224)$$

where the  $D$ 's at the right-hand side are the "usual" covariant derivatives of coordinate index  $\mu_1$ , etc., as defined in (2.220) for example.  $A$  may be a tensor of an arbitrary number of Greek and Latin indices, as before. The lower Greek indices define the p-form. In short indexless notation we can also write:

$$D\wedge A := (p+1)D_{[\mu_1} A_{\mu_2\dots\mu_{p+1}]}. \quad (2.225)$$

We will come back to this short-hand notation later. For example, Eq. (2.220) with exterior covariant derivative and coordinate indices  $\mu \in \{0, 1, 2\}$  reads:

$$\begin{aligned} D\wedge V^a &= (D\wedge V^a)_{\mu\nu} \\ &= 2(D_0 V^a_1 + D_1 V^a_2 + D_2 V^a_0 - D_1 V^a_0 - D_2 V^a_1 - D_0 V^a_2) \\ &= 2(D_0(V^a_1 - V^a_2) + D_1(V^a_2 - V^a_0) + D_2(V^a_0 - V^a_1)) \end{aligned} \quad (2.226)$$

where the "normal" covariant derivatives are defined as before, for example:

$$D_0 V^a_1 = \partial_0 V^a_1 + \omega^a_{0b} V^b_1 - \Gamma^\lambda_{01} V^a_\lambda. \quad (2.227)$$

The antisymmetry of the 2-form (2.226) requires

$$(D\wedge V^a)_{\mu\nu} = -(D\wedge V^a)_{\nu\mu} \quad (2.228)$$

from which it follows that interchanging the indices  $\mu$  and  $\nu$  gives the negative result of (2.226). That this is the case can be seen directly from the second line of the equation.

### 2.5.4 Tetrad postulate

Since the tangent space is uniquely related to the base manifold via the tetrad matrix  $q^a_\mu$ , the  $\Gamma$ -connections of the base manifold and spin connections of the tangent space are related to each other. To see how this is the case, we use the so-called *metric compatibility*, the statement that a vector must be the same when described in different coordinate systems. This is necessary for physical uniqueness, otherwise we would be dealing with a kind of mathematics that is not related to physical objects and processes. We introduced this concept in Section 2.4.2 for vectors in the base manifold, and here we extend it to the tangent space in Cartan geometry.

Having this in mind, we can represent a covariant derivative of a tangent vector in two different ways. Denoting the orthonormal unit vectors in the base manifold by  $\hat{e}_\nu$  and those of the tangent space by  $\hat{e}_a$ , we can write

$$DV = D_\mu V^\nu = (\partial_\mu V^\nu + \Gamma^\nu_{\mu\lambda} V^\lambda) \hat{e}_\nu \quad (2.229)$$

and

$$DV = D_\mu V^a = (\partial_\mu V^a + \omega^a_{\mu b} V^b) \hat{e}_a \quad (2.230)$$

for the same vector  $DV$ . In the latter case, one also speaks of a *mixed basis* because the derivative relates to the manifold as before. The latter equation can be transformed into the base manifold coordinates by transforming the coordinates  $V^a$  and the unit vectors  $\hat{e}_a$  according to the rules introduced in Section 2.5.1 and with renaming of dummy indices:

$$\begin{aligned} D_\mu V^a &= (\partial_\mu V^a + \omega^a_{\mu b} V^b) \hat{e}_a \\ &= (\partial_\mu (q^a_\nu V^\nu) + \omega^a_{\mu b} q^b_\lambda V^\lambda) q^\sigma_a \hat{e}_\sigma \\ &= q^\sigma_a (\partial_\mu q^a_\nu V^\nu + V^\nu \partial_\mu q^a_\nu + \omega^a_{\mu b} q^b_\lambda V^\lambda) \hat{e}_\sigma \\ &= (\partial_\mu V^\nu + q^a_\nu V^\lambda \partial_\mu q^a_\lambda + \omega^a_{\mu b} q^b_\nu V^\lambda) \hat{e}_\nu. \end{aligned} \quad (2.231)$$

Comparing with Eq. (2.229) then directly gives

$$\Gamma^\nu_{\mu\lambda} = q^a_\nu \partial_\mu q^a_\lambda + q^a_\nu q^b_\lambda \omega^a_{\mu b}. \quad (2.232)$$

Multiplying this equation with  $q^\lambda_c$  and applying the same rules as above gives

$$q^\lambda_c \Gamma^\nu_{\mu\lambda} = q^a_\nu \omega^a_{\mu c} + q^\lambda_c q^a_\nu \partial_\mu q^a_\lambda \quad (2.233)$$

and multiplying with  $q^b_\nu$  gives

$$q^b_\nu q^\lambda_c \Gamma^\nu_{\mu\lambda} = \omega^b_{\mu c} + q^\lambda_c \partial_\mu q^b_\lambda, \quad (2.234)$$

which after renaming of indices is

$$\omega^a_{\mu b} = q^a_\nu q^\lambda_b \Gamma^\nu_{\mu\lambda} - q^\lambda_b \partial_\mu q^a_\lambda. \quad (2.235)$$

Thus, we have obtained the relations between both types of connections that we needed. Knowing one of them and the tetrad matrix allows us to compute the other connection.

We can further multiply Eq. (2.232) by  $q^c_\nu$ , obtaining (after applying the rules)

$$q^a_\nu \Gamma^\nu_{\mu\lambda} = \partial_\mu q^a_\lambda + q^b_\lambda \omega^a_{\mu b}. \quad (2.236)$$



As can be seen by comparison with (2.220), these are exactly the terms of the covariant derivative of the tensor  $q^a_v$  in a mixed basis. It follows that

$$\boxed{D_\mu q^a_v = 0.} \quad (2.237)$$

This is called the *tetrad postulate*. It states that the covariant derivative of all tetrad elements vanishes.

This is a consequence of metric compatibility, which we postulated at the beginning of this section. As was shown earlier in Eq. (2.139), metric compatibility in the base manifold is defined by an analogue equation for the metric:

$$D_\sigma g_{\mu\nu} = 0. \quad (2.238)$$

If the space is Euclidean, we have

$$D_\sigma \eta_{\mu\nu} = 0 \quad (2.239)$$

for the Minkowski metric (2.176). Since this is also the metric for the tangent space, we can apply the corresponding definition of the covariant derivative:

$$D_\mu \eta_{ab} = \partial_\mu \eta_{ab} - \omega^c_{\mu a} \eta_{cb} - \omega^c_{\mu b} \eta_{ac} = 0. \quad (2.240)$$

The Minkowski metric lowers the Latin indices of the spin connections so that we have

$$-\omega_{a\mu b} - \omega_{b\mu a} = 0 \quad (2.241)$$

or

$$\omega_{a\mu b} = -\omega_{b\mu a}. \quad (2.242)$$

Metric compatibility provides the property of antisymmetry for the spin connections. Notice that antisymmetry is only defined if the respective indices are all at the lower or upper position. Despite this antisymmetry, the spin connection is not a tensor, as is also the case for the  $\Gamma$  connection. The symmetry properties of the  $\Gamma$  connection were discussed in Section 2.4.2.

■ **Example 2.14** We compute some spin connection examples from Eq. (2.235). We need a given geometry defined by a tetrad and the Christoffel connection coefficients. We will use example 2.13, where we considered a transformation to spherical polar coordinates. We interpret this in such a way that the polar coordinates of the base manifold are transformed into cartesian coordinates of the tangent space. According to Eqs. (2.213) and (2.215) the tetrad matrix then is

$$\mathbf{q} = \frac{1}{\sqrt{3}} \begin{bmatrix} \sin \theta \cos \phi & r \cos \theta \cos \phi & -r \sin \theta \sin \phi \\ \sin \theta \sin \phi & r \cos \theta \sin \phi & r \sin \theta \cos \phi \\ \cos \theta & -r \sin \theta & 0 \end{bmatrix}. \quad (2.243)$$

The spin connections for spherical polar coordinates have been investigated in three variants in example 2.10:

1. a general connection,
2. a connection antisymmetrized in the non-diagonal lower indices,
3. a symmetric connection (used in Einsteinian relativity).

These functions for the  $\Gamma$ 's have to be inserted into Eq. (2.235), together with the tetrad elements of (2.243). Please notice that both the tetrad and inverse tetrad elements occur in (2.235). The  $q^a_v$  are the elements of (2.243) and the  $q^v_a$  are those of the inverted tetrad matrix, essentially Eq. (2.214).

The calculation is lengthy and has been automated through computer algebra code [73]. The results for case 1 (the general connection) are, for example:

$$\begin{aligned}\omega_{1(1)}^{(1)} &= 0, \\ \omega_{1(2)}^{(1)} &= -\sin(\theta) (A_9 r \sin(\theta) + A_8 \cos(\theta)), \\ \omega_{1(3)}^{(1)} &= A_8 \sin(\phi) \sin(\theta)^2 - A_9 \sin(\phi) r \cos(\theta) \sin(\theta) - \frac{A_7 \cos(\phi)}{r}.\end{aligned}\tag{2.244}$$

The  $A$ 's are constants contained in the  $\Gamma$ 's. Obviously they have different physical units, otherwise there would be problems in summation. In order to make it easier to distinguish between Latin and Greek indices, the numbers for Latin indices have been set in parentheses. For case 2 (above), the results are simpler:

$$\begin{aligned}\omega_{1(1)}^{(1)} &= 0, \\ \omega_{1(2)}^{(1)} &= \frac{A_{10} \cos(\theta)}{r^2 \sin(\theta)}, \\ \omega_{1(3)}^{(1)} &= -\frac{A_{10} \sin(\phi)}{r^2},\end{aligned}\tag{2.245}$$

and in case 3 (symmetric Christoffel connections), all spin connections vanish:

$$\omega_{\mu b}^a = 0,\tag{2.246}$$

indicating that there is no spin connection for a geometry without torsion. The antisymmetry holds even for the case where  $a$  and  $b$  are indices at different positions (upper and lower), because the metric in tangent space is the unit matrix. The antisymmetry has been checked using the code, and it is always

$$\omega_{\mu b}^a = -\omega_{\mu a}^b\tag{2.247}$$

as required. ■

### 2.5.5 Evans lemma

We now come to some more specifically relevant properties of Cartan geometry. The tetrad postulate can be modified to give a differential equation of second order for the tetrad elements. This equation is a wave equation and is fundamental for many fields of physics. The tetrad postulate (2.237) can be augmented by an additional derivative:

$$D^\mu (D_\mu q^a_\nu) = 0.\tag{2.248}$$

We introduced a covariant derivative with upper index in order to make  $\mu$  a summation (dummy) index. Because the expression in the parentheses is a scalar function due to the tetrad postulate, we need not bother with how this derivative is defined, it reduces to a partial derivative by definition. So, we can write:

$$\partial^\mu (D_\mu q^a_\nu) = 0.\tag{2.249}$$

or

$$\partial^\mu (\partial_\mu q^a_\nu + \omega_{\mu b}^a q^b_\nu - \Gamma_{\mu\nu}^\lambda q^a_\lambda) = 0.\tag{2.250}$$

In a manifold with 4-vectors  $[ct, X, Y, Z]$ , the contravariant form of the partial derivative is defined in the usual way:

$$[\partial_0, \partial_1, \partial_2, \partial_3] = \left[ \frac{1}{c} \frac{\partial}{\partial t}, \frac{\partial}{\partial X}, \frac{\partial}{\partial Y}, \frac{\partial}{\partial Z} \right], \quad (2.251)$$

while the covariant form of the partial derivative is defined with sign changed for the spatial derivatives:

$$[\partial^0, \partial^1, \partial^2, \partial^3] = \left[ \frac{1}{c} \frac{\partial}{\partial t}, -\frac{\partial}{\partial X}, -\frac{\partial}{\partial Y}, -\frac{\partial}{\partial Z} \right]. \quad (2.252)$$

Therefore  $\partial^\mu \partial_\mu$  is the d'Alambert operator

$$\square = \frac{1}{c^2} \frac{\partial^2}{\partial t^2} - \frac{\partial^2}{\partial X^2} - \frac{\partial^2}{\partial Y^2} - \frac{\partial^2}{\partial Z^2}. \quad (2.253)$$

Then from Eq. (2.250) follows

$$\square q^a_v + G^a_v = 0 \quad (2.254)$$

a wave equation with the tensor function

$$G^a_v = \partial^\mu (\omega^a_{\mu b} q^b_v) - \partial^\mu (\Gamma^\lambda_{\mu\nu} q^a_\lambda). \quad (2.255)$$

This equation can be made an eigenvalue equation by requiring  $G^a_v$  to be split into a tetrad part and a scalar function  $R$ :

$$G^a_\mu = R q^a_\nu \quad (2.256)$$

with

$$R = q^v_a \left( \partial^\mu (\omega^a_{\mu b} q^b_v) - \partial^\mu (\Gamma^\lambda_{\mu\nu} q^a_\lambda) \right). \quad (2.257)$$

$R$  contains only dummy indices and is a scalar function. Then (2.254) can be written as

$$\boxed{\square q^a_v + R q^a_v = 0} \quad (2.258)$$

and is called the *Evans lemma*. It is a generally covariant eigenvalue equation.  $R$  plays the role of a curvature, as we will see in later chapters. The entire field of generally covariant quantum mechanics is based on this equation. The equation is highly non-linear, because  $R$  depends on the eigenfunction  $q^a_v$  and the Christoffel and spin connections. In later chapters, in a first approximation, we will often assume that  $R$  is a constant.

### 2.5.6 Maurer-Cartan structure equations

The torsion and curvature tensors of Riemannian geometry can be transformed to 2-forms of Cartan geometry simply by defining

$$T^a_{\mu\nu} := q^a_\kappa T^\kappa_{\mu\nu}, \quad (2.259)$$

$$R^a_{b\mu\nu} := q^a_\rho q^\sigma_b R^\rho_{\sigma\mu\nu}. \quad (2.260)$$

Multiplication with tetrad elements replaces some Greek indices with Latin indices of the tangent space, so the torsion and curvature tensors defined in Eqs. (2.132) and (2.134) are made 2-forms of

torsion and curvature. To these forms two foundational relations apply, which will be derived in this section, using the proof described in [13].

We first define forms of the Christoffel and spin connections similarly to (2.259) and (2.260):

$$\Gamma_{\mu\nu}^a := q^a_{\lambda} \Gamma_{\mu\nu}^{\lambda}, \quad (2.261)$$

$$\omega_{\mu\nu}^a := q^b_{\nu} \omega_{\mu b}^a. \quad (2.262)$$

These are both 2-forms as well. The tetrad postulate (2.237) can be formulated by inserting these definitions into (2.236):

$$\Gamma_{\mu\nu}^a = \partial_{\mu} q^a_{\nu} + \omega_{\mu\nu}^a. \quad (2.263)$$

Inserting the definition of torsion

$$T^{\kappa}_{\mu\nu} := \Gamma^{\kappa}_{\mu\nu} - \Gamma^{\kappa}_{\nu\mu} \quad (2.264)$$

into (2.259) gives

$$T^a_{\mu\nu} = q^a_{\kappa} (\Gamma^{\kappa}_{\mu\nu} - \Gamma^{\kappa}_{\nu\mu}) = \Gamma^a_{\mu\nu} - \Gamma^a_{\nu\mu}, \quad (2.265)$$

and inserting relation (2.263) gives

$$T^a_{\mu\nu} = \partial_{\mu} q^a_{\nu} - \partial_{\nu} q^a_{\mu} + \omega_{\mu\nu}^a - \omega_{\nu\mu}^a. \quad (2.266)$$

This can be written with the  $\wedge$  operator for antisymmetric forms, introduced in Example 2.8 and Section 2.4.3 as

$$(T^a)_{\mu\nu} = (d \wedge q^a)_{\mu\nu} + (\omega^a_b \wedge q^b)_{\mu\nu} \quad (2.267)$$

or, in short form notation:

$$\boxed{T^a = d \wedge q^a + \omega^a_b \wedge q^b} \quad (2.268)$$

which is called the *first Maurer-Cartan structure equation*.

The Riemann curvature tensor is defined

$$R^{\lambda}_{\rho\mu\nu} := \partial_{\mu} \Gamma^{\lambda}_{\nu\rho} - \partial_{\nu} \Gamma^{\lambda}_{\mu\rho} + \Gamma^{\lambda}_{\mu\sigma} \Gamma^{\sigma}_{\nu\rho} - \Gamma^{\lambda}_{\nu\sigma} \Gamma^{\sigma}_{\mu\rho}. \quad (2.269)$$

We define additional 1-forms of the Christoffel connection:

$$\Gamma^a_{\mu b} := q^a_{\lambda} q^{\nu}_b \Gamma^{\lambda}_{\mu\nu} \quad (2.270)$$

and from (2.263) we have

$$\Gamma^a_{\mu b} = q^{\nu}_b (\partial_{\mu} q^a_{\nu} + \omega_{\mu\nu}^a). \quad (2.271)$$

Then the curvature form (2.260) can be written:

$$R^a_{b\mu\nu} = \partial_{\mu} \Gamma^a_{\nu b} - \partial_{\nu} \Gamma^a_{\mu b} + \Gamma^a_{\mu c} \Gamma^c_{\nu b} - \Gamma^a_{\nu c} \Gamma^c_{\mu b}. \quad (2.272)$$

This is an antisymmetric 2-form that in form notation reads:

$$R^a_b = d \wedge \Gamma^a_b + \Gamma^a_c \wedge \Gamma^c_b. \quad (2.273)$$

The first term on the right-hand side is

$$d \wedge \Gamma^a_b = (d \wedge d \wedge q^a)q_b + d \wedge \omega^a_b = d \wedge \omega^a_b \quad (2.274)$$

because of the rule  $d \wedge d \wedge a = 0$  for any form  $a$ . The second term of (2.273) is

$$\Gamma^a_c \wedge \Gamma^c_b = (q_c d \wedge q^a + \omega^a_c) \wedge (q_b d \wedge q^c + \omega^c_b). \quad (2.275)$$

The terms with the exterior derivative can be written with full indices as  $q^\nu_c \partial_\mu q^a_\nu$ , for example. The product is summed over by the dummy index  $\nu$ .

From the Leibniz rule we find:

$$q^\lambda_c \partial_\mu q^a_\lambda + q^a_\lambda \partial_\mu q^\lambda_c = \partial_\mu (q^\lambda_c q^a_\lambda) = \partial_\mu \delta^a_c = 0, \quad (2.276)$$

therefore:

$$q^\lambda_c \partial_\mu q^a_\lambda = -q^a_\lambda \partial_\mu q^\lambda_c. \quad (2.277)$$

The summation on the left-hand and right-hand side can be contracted to functions

$$q^a_c = -q^a_c. \quad (2.278)$$

It follows

$$q^a_c = 0, \quad (2.279)$$

$$q^\nu_c \partial_\mu q^a_\nu = 0. \quad (2.280)$$

Therefore from (2.275):

$$\Gamma^a_c \wedge \Gamma^c_b = \omega^a_c \wedge \omega^c_b, \quad (2.281)$$

and with (2.274), we obtain from (2.273):

$$\boxed{R^a_b = d \wedge \omega^a_b + \omega^a_c \wedge \omega^c_b} \quad (2.282)$$

which is called the *second Maurer-Cartan structure equation*. Using the definition of the exterior covariant derivative (2.198), the Maurer-Cartan structure equations can be written in the form

$$\boxed{T^a = D \wedge q^a = d \wedge q^a + \omega^a_b \wedge q^b,} \quad (2.283)$$

$$\boxed{R^a_b = D \wedge \omega^a_b = d \wedge \omega^a_b + \omega^a_c \wedge \omega^c_b.} \quad (2.284)$$

■ **Example 2.15** The validity of structure equations is demonstrated by an example of the transformation to spherical polar coordinates again. The tetrad was defined in Example 2.13, and the spin connections in Example 2.14. For the Gamma connections two versions were used: a general, asymmetric connection, and an antisymmetrized connection, as described in Example 2.14. If we know the Gamma connection, we can compute the torsion form:

$$T^a_{\nu\mu} = q^a_\lambda \left( \Gamma^\lambda_{\mu\nu} - \Gamma^\lambda_{\nu\mu} \right) \quad (2.285)$$

and the Riemann form:

$$R^a_{b\mu\nu} = q^a_\sigma q^\mu_b \left( \partial_\mu \Gamma^\sigma_{\nu\rho} - \partial_\nu \Gamma^\sigma_{\mu\rho} + \Gamma^\sigma_{\mu\lambda} \Gamma^\lambda_{\nu\rho} - \Gamma^\sigma_{\nu\lambda} \Gamma^\lambda_{\mu\rho} \right). \quad (2.286)$$

This has been done using computer algebra code [74]. The antisymmetry of the form elements in the two last indexes is checked:

$$T_{\mu\nu}^a = -T_{\nu\mu}^a, \quad (2.287)$$

$$R_{b\mu\nu}^a = -R_{b\nu\mu}^a. \quad (2.288)$$

For example, we find with the antisymmetrized connection:

$$T_{11}^{(2)} = 0 \quad (2.289)$$

$$T_{13}^{(2)} = \frac{2 \cos(\phi) \sin(\theta)}{\sqrt{3}} + \frac{2A_{I0} \sin(\phi) \cos(\theta)}{\sqrt{3}r} \quad (2.290)$$

$$T_{31}^{(2)} = -\frac{2 \cos(\phi) \sin(\theta)}{\sqrt{3}} - \frac{2A_{I0} \sin(\phi) \cos(\theta)}{\sqrt{3}r} \quad (2.291)$$

$$R_{(3)11}^{(1)} = 0 \quad (2.292)$$

$$R_{(3)13}^{(1)} = -\frac{A_{I0}^2 \sin(\phi) \cos(\theta)}{r^3 \sin(\theta)} \quad (2.293)$$

$$R_{(3)31}^{(1)} = \frac{A_{I0}^2 \sin(\phi) \cos(\theta)}{r^3 \sin(\theta)} \quad (2.294)$$

Now all elements of the torsion and curvature form are computed, and we are ready to evaluate the right-hand sides of the structure equations (2.283) and (2.284), which in indexed form can be written:

$$D_\mu q_\nu^a - D_\nu q_\mu^a = \partial_\mu q_\nu^a - \partial_\nu q_\mu^a + \omega_{\mu b}^a q_\nu^b - \omega_{\nu b}^a q_\mu^b \quad (2.295)$$

and

$$D_\mu \omega_{\nu b}^a - D_\nu \omega_{\mu b}^a = \partial_\mu \omega_{\nu b}^a - \partial_\nu \omega_{\mu b}^a + \omega_{\mu c}^a \omega_{\nu b}^c - \omega_{\nu c}^a \omega_{\mu b}^c. \quad (2.296)$$

The covariant derivatives have been resolved according to their definitions for each permutation of  $(\mu, \nu)$ . When the indices run over *all* values 1,2, this does not matter because the antisymmetry property sets all quantities with equal indices, for example  $(\mu, \nu) = (1, 1)$ , to zero. In computer algebra code [74], it is shown that the right-hand sides of the structure equations are equal to the definitions of the torsion and curvature form defined by (2.285) and (2.286). In addition, it is shown that re-computing the torsion and curvature tensors from their 2-forms gives the original tensors (2.264) and (2.269):

$$T_{\mu\nu}^\rho = q_a^\rho T_{\mu\nu}^a, \quad (2.297)$$

$$R_{\rho\mu\nu}^\sigma = q_a^\sigma q_\rho^b R_{b\mu\nu}^a. \quad (2.298)$$

■



### 3. The fundamental theorems of Cartan geometry

We have now arrived at a knowledge level in Cartan geometry that allows us to formulate the fundamental theorems of this geometry. Some of them are known for a longer time and have been mentioned in textbooks [14], but others have been found during the development of ECE theory. The theorems can easily be formulated in form notation but for the proofs we have to descend to the tensor notation and then climb to the form notation again.

#### 3.1 Cartan-Bianchi identity

The first theorem is called *Cartan-Bianchi identity* [14] and is known as the *first Bianchi identity* or simply the *Bianchi identity* in Riemannian geometry without torsion. We have added the name of Cartan to stress that this theorem connects torsion and curvature in Cartan geometry. In form notation, it reads:

$$D \wedge T^a = R^a_b \wedge q^b. \quad (3.1)$$

This is an equation of 3-forms. To prove this equation, we recast the left-hand side into the right-hand side. Inserting the definition of the exterior covariant derivative gives, for the left-hand side:

$$(D \wedge T^a)_{\mu\nu\rho} = (d \wedge T^a)_{\mu\nu\rho} + (\omega^a_b \wedge T^b)_{\mu\nu\rho}. \quad (3.2)$$

Since this is an antisymmetric 3-form, we can write in commutator notation (see Section 2.3):

$$D_{[\mu} T^a_{\nu\rho]} = \partial_{[\mu} T^a_{\nu\rho]} + \omega^a_{[\mu b} T^b_{\nu\rho]}. \quad (3.3)$$

In Example 2.8, we had seen that the six index permutations of a 3-form can be reduced to three cyclic permutations of the indices, by use of antisymmetry properties. Therefore, we obtain

$$\begin{aligned} D_{[\mu} T^a_{\nu\rho]} = & \partial_{\mu} T^a_{\nu\rho} + \partial_{\nu} T^a_{\rho\mu} + \partial_{\rho} T^a_{\mu\nu} \\ & + \omega^a_{\mu b} T^b_{\nu\rho} + \omega^a_{\nu b} T^b_{\rho\mu} + \omega^a_{\rho b} T^b_{\mu\nu}. \end{aligned} \quad (3.4)$$

Please notice that the lower  $b$  index of the spin connection is not included in the permutations, because it is a Latin index of tangent space.

Inserting the definition of torsion

$$T_{\nu\mu}^a = \Gamma_{\mu\nu}^a - \Gamma_{\nu\mu}^a = q_{\lambda}^a \left( \Gamma_{\mu\nu}^{\lambda} - \Gamma_{\nu\mu}^{\lambda} \right) \quad (3.5)$$

then leads to

$$\begin{aligned} D_{[\mu} T_{\nu\rho]}^a = & \partial_{\mu} \left[ q_{\lambda}^a \left( \Gamma_{\nu\rho}^{\lambda} - \Gamma_{\rho\nu}^{\lambda} \right) \right] + \partial_{\nu} \left[ q_{\lambda}^a \left( \Gamma_{\rho\mu}^{\lambda} - \Gamma_{\mu\rho}^{\lambda} \right) \right] \\ & + \partial_{\rho} \left[ q_{\lambda}^a \left( \Gamma_{\mu\nu}^{\lambda} - \Gamma_{\nu\mu}^{\lambda} \right) \right] \\ & + \omega_{\mu b}^a q_{\lambda}^b \left( \Gamma_{\nu\rho}^{\lambda} - \Gamma_{\rho\nu}^{\lambda} \right) + \omega_{\nu b}^a q_{\lambda}^b \left( \Gamma_{\rho\mu}^{\lambda} - \Gamma_{\mu\rho}^{\lambda} \right) \\ & + \omega_{\rho b}^a q_{\lambda}^b \left( \Gamma_{\mu\nu}^{\lambda} - \Gamma_{\nu\mu}^{\lambda} \right). \end{aligned} \quad (3.6)$$

The first term in brackets can be written with help of the Leibniz theorem:

$$\partial_{\mu} \left[ q_{\lambda}^a \left( \Gamma_{\nu\rho}^{\lambda} - \Gamma_{\rho\nu}^{\lambda} \right) \right] = \left( \partial_{\mu} q_{\lambda}^a \right) \left( \Gamma_{\nu\rho}^{\lambda} - \Gamma_{\rho\nu}^{\lambda} \right) + q_{\lambda}^a \left( \partial_{\mu} \Gamma_{\nu\rho}^{\lambda} - \partial_{\mu} \Gamma_{\rho\nu}^{\lambda} \right). \quad (3.7)$$

Applying the tetrad postulate (2.236) in the form

$$\partial_{\mu} q_{\lambda}^a = q_{\nu}^a \Gamma_{\mu\lambda}^{\nu} - q_{\lambda}^b \omega_{\mu b}^a. \quad (3.8)$$

then gives

$$\begin{aligned} \partial_{\mu} \left[ q_{\lambda}^a \left( \Gamma_{\nu\rho}^{\lambda} - \Gamma_{\rho\nu}^{\lambda} \right) \right] = & \left( q_{\nu}^a \Gamma_{\mu\lambda}^{\nu} - q_{\lambda}^b \omega_{\mu b}^a \right) \left( \Gamma_{\nu\rho}^{\lambda} - \Gamma_{\rho\nu}^{\lambda} \right) \\ & + q_{\lambda}^a \left( \partial_{\mu} \Gamma_{\nu\rho}^{\lambda} - \partial_{\mu} \Gamma_{\rho\nu}^{\lambda} \right). \end{aligned} \quad (3.9)$$

Adding the first and fourth term of (3.6) causes the terms with  $\omega_{\mu b}^a$  to cancel out:

$$\begin{aligned} & \partial_{\mu} \left[ q_{\lambda}^a \left( \Gamma_{\nu\rho}^{\lambda} - \Gamma_{\rho\nu}^{\lambda} \right) \right] + \omega_{\mu b}^a q_{\lambda}^b \left( \Gamma_{\nu\rho}^{\lambda} - \Gamma_{\rho\nu}^{\lambda} \right) \\ = & q_{\sigma}^a \Gamma_{\mu\lambda}^{\sigma} \left( \Gamma_{\nu\rho}^{\lambda} - \Gamma_{\rho\nu}^{\lambda} \right) + q_{\lambda}^a \left( \partial_{\mu} \Gamma_{\nu\rho}^{\lambda} - \partial_{\mu} \Gamma_{\rho\nu}^{\lambda} \right). \end{aligned} \quad (3.10)$$

Putting all terms of (3.6) together, we obtain

$$\begin{aligned} D_{[\mu} T_{\nu\rho]}^a = & q_{\sigma}^a \Gamma_{\mu\lambda}^{\sigma} \left( \Gamma_{\nu\rho}^{\lambda} - \Gamma_{\rho\nu}^{\lambda} \right) + q_{\lambda}^a \left( \partial_{\mu} \Gamma_{\nu\rho}^{\lambda} - \partial_{\mu} \Gamma_{\rho\nu}^{\lambda} \right) \\ & + q_{\sigma}^a \Gamma_{\nu\lambda}^{\sigma} \left( \Gamma_{\rho\mu}^{\lambda} - \Gamma_{\mu\rho}^{\lambda} \right) + q_{\lambda}^a \left( \partial_{\nu} \Gamma_{\rho\mu}^{\lambda} - \partial_{\nu} \Gamma_{\mu\rho}^{\lambda} \right) \\ & + q_{\sigma}^a \Gamma_{\rho\lambda}^{\sigma} \left( \Gamma_{\mu\nu}^{\lambda} - \Gamma_{\nu\mu}^{\lambda} \right) + q_{\lambda}^a \left( \partial_{\rho} \Gamma_{\mu\nu}^{\lambda} - \partial_{\rho} \Gamma_{\nu\mu}^{\lambda} \right). \end{aligned} \quad (3.11)$$

Rearranging the sum:

$$\begin{aligned} D_{[\mu} T_{\nu\rho]}^a = & q_{\lambda}^a \left[ \left( \partial_{\mu} \Gamma_{\nu\rho}^{\lambda} - \partial_{\nu} \Gamma_{\mu\rho}^{\lambda} \right) + q_{\lambda}^a \left( \partial_{\nu} \Gamma_{\rho\mu}^{\lambda} - \partial_{\rho} \Gamma_{\nu\mu}^{\lambda} \right) + q_{\lambda}^a \left( \partial_{\rho} \Gamma_{\mu\nu}^{\lambda} - \partial_{\mu} \Gamma_{\rho\nu}^{\lambda} \right) \right] \\ & + q_{\sigma}^a \left[ \Gamma_{\mu\lambda}^{\sigma} \Gamma_{\nu\rho}^{\lambda} - \Gamma_{\nu\lambda}^{\sigma} \Gamma_{\mu\rho}^{\lambda} + \Gamma_{\nu\lambda}^{\sigma} \Gamma_{\rho\mu}^{\lambda} - \Gamma_{\rho\lambda}^{\sigma} \Gamma_{\nu\mu}^{\lambda} + \Gamma_{\rho\lambda}^{\sigma} \Gamma_{\mu\nu}^{\lambda} - \Gamma_{\mu\lambda}^{\sigma} \Gamma_{\rho\nu}^{\lambda} \right]. \end{aligned} \quad (3.12)$$



Now, in the first line the dummy index  $\lambda$  is replaced by  $\sigma$ :

$$\begin{aligned} D_{[\mu} T^a_{\nu\rho]} = & \quad (3.13) \\ & q^a_{\sigma} \left[ \left( \partial_{\mu} \Gamma^{\sigma}_{\nu\rho} - \partial_{\nu} \Gamma^{\sigma}_{\mu\rho} \right) + q^a_{\sigma} \left( \partial_{\nu} \Gamma^{\sigma}_{\rho\mu} - \partial_{\rho} \Gamma^{\sigma}_{\nu\mu} \right) + q^a_{\sigma} \left( \partial_{\rho} \Gamma^{\sigma}_{\mu\nu} - \partial_{\mu} \Gamma^{\sigma}_{\rho\nu} \right) \right. \\ & \left. + \Gamma^{\sigma}_{\mu\lambda} \Gamma^{\lambda}_{\nu\rho} - \Gamma^{\sigma}_{\nu\lambda} \Gamma^{\lambda}_{\mu\rho} + \Gamma^{\sigma}_{\nu\lambda} \Gamma^{\lambda}_{\rho\mu} - \Gamma^{\sigma}_{\rho\lambda} \Gamma^{\lambda}_{\nu\mu} + \Gamma^{\sigma}_{\rho\lambda} \Gamma^{\lambda}_{\mu\nu} - \Gamma^{\sigma}_{\mu\lambda} \Gamma^{\lambda}_{\rho\nu} \right]. \end{aligned}$$

This expression can be compared to the definition of the Riemann tensor (2.269) with some renumbering:

$$R^{\sigma}_{\rho\mu\nu} := \partial_{\mu} \Gamma^{\sigma}_{\nu\rho} - \partial_{\nu} \Gamma^{\sigma}_{\mu\rho} + \Gamma^{\sigma}_{\mu\lambda} \Gamma^{\lambda}_{\nu\rho} - \Gamma^{\sigma}_{\nu\lambda} \Gamma^{\lambda}_{\mu\rho}. \quad (3.14)$$

Obviously (3.13) is the cyclic sum of the Riemann tensor:

$$D_{[\mu} T^a_{\nu\rho]} = q^a_{\sigma} R^{\sigma}_{[\rho\mu\nu]} = q^a_{\sigma} R^{\sigma}_{[\mu\nu\rho]}. \quad (3.15)$$

According to the procedure in Eqs. (2.270-2.273), the Riemann tensor can be written as a 2-Form:

$$R^a_{b\nu\rho} = q^a_{\sigma} q^{\mu}_b R^{\sigma}_{\mu\nu\rho}. \quad (3.16)$$

To bring the right-hand side of (3.15) into this form, we extend the Riemann tensor by a unity term according to rule (2.207):

$$q^{\tau}_b q^b_{\mu} = \delta^{\tau}_{\mu} \quad (3.17)$$

and re-associate the products:

$$q^a_{\sigma} R^{\sigma}_{\mu\nu\rho} = R^a_{\mu\nu\rho} = R^a_{\tau\nu\rho} (q^{\tau}_b q^b_{\mu}) \delta^{\tau}_{\mu} = (R^a_{\tau\nu\rho} q^{\tau}_b) q^b_{\mu} \delta^{\tau}_{\mu} = R^a_{b\nu\rho} q^b_{\mu}. \quad (3.18)$$

Re-introducing the cyclic sum we have

$$D_{[\mu} T^a_{\nu\rho]} = q^b_{[\mu} R^a_{b\nu\rho]} = R^a_{b[\mu\nu} q^b_{\rho]}. \quad (3.19)$$

which in form notation gives the Cartan-Bianchi identity:

$$\boxed{D \wedge T^a = R^a_b \wedge q^b.} \quad (3.20)$$

■ **Example 3.1** We check the Cartan-Bianchi identity by computing all required elements according to Example 2.15 (the transformation from cartesian to spherical polar coordinates). The Cartan-Bianchi identity (3.20) can be written in indexed form according to (3.19):

$$D_{\mu} T^a_{\nu\rho} + D_{\nu} T^a_{\rho\mu} + D_{\rho} T^a_{\mu\nu} = R^a_{b\mu\nu} q^b_{\rho} + R^a_{b\nu\rho} q^b_{\mu} + R^a_{b\rho\mu} q^b_{\nu}. \quad (3.21)$$

Resolving the covariant derivatives according to (3.4) this finally gives:

$$\begin{aligned} & \partial_{\mu} T^a_{\nu\rho} + \partial_{\nu} T^a_{\rho\mu} + \partial_{\rho} T^a_{\mu\nu} + \omega^a_{\mu b} T^b_{\nu\rho} + \omega^a_{\nu b} T^b_{\rho\mu} + \omega^a_{\rho b} T^b_{\mu\nu} \\ & = R^a_{b\mu\nu} q^b_{\rho} + R^a_{b\nu\rho} q^b_{\mu} + R^a_{b\rho\mu} q^b_{\nu} \end{aligned} \quad (3.22)$$

for each index triple  $(\mu, \nu, \rho)$ . The left-hand and right-hand sides of this equation are computed using computer algebra code [75], and comparison shows that both sides are equal. We note that this result is obtained for both forms of Gamma connections (unconstrained and symmetrized). The torsion tensor is the same for both forms, but the Gamma and spin connections are different. The Cartan-Bianchi identity holds, irrespective of this difference. ■

### 3.2 Cartan-Evans identity

In the preceding section, it has been shown that the Cartan-Bianchi identity is a rigorous identity of the Riemannian manifold in which ECE theory is defined. The *Cartan-Evans identity* [15–17] is a new identity of differential geometry, and is the counterpart of the Cartan-Bianchi identity in dual-tensor representation. Both identities will be identical with the ECE field equations as will be worked out in later chapters. The Cartan-Bianchi identity is valid in the Riemannian manifold, and Cartan geometry in the Riemannian manifold is well known to be equivalent to Riemann geometry, thought to be the geometry of natural philosophy (physics). The same holds for the Cartan-Evans identity, which reads

$$D \wedge \tilde{T}^a = \tilde{R}^a{}_b \wedge q^b. \quad (3.23)$$

The concept of the Hodge dual was introduced at the end of Section 2.3, and use of the Hodge dual for Maxwell's equations was already discussed in Example 2.12. In this section, we introduce a Hodge dual connection for use in the covariant Hodge dual derivative. Thereafter, the proof of the Cartan-Evans identity is worked out in full analogy to the proof of the Cartan-Bianchi identity.

As has been seen in previous sections, only the antisymmetric part of the Christoffel connection is essential for Cartan geometry. Restricting the connection to the antisymmetric part, we can define the Hodge dual of the Christoffel connection according to Eq. (2.114) by

$$\Lambda^\lambda{}_{\mu\nu} := \tilde{\Gamma}^\lambda{}_{\mu\nu} = \frac{1}{2} |g|^{-1/2} \epsilon^{\alpha\beta}{}_{\mu\nu} \Gamma^\lambda{}_{\alpha\beta}, \quad (3.24)$$

where  $|g|^{-1/2}$  is the inverse square root of the modulus of the determinant of the metric, a weighting factor, by which the Levi-Civita symbol  $\epsilon_{\alpha\beta\mu\nu}$  is made the totally antisymmetric unit tensor, see section 2.3. In (3.24) the Levi-Civita symbol appears with mixed upper and lower indices. Therefore, we have to raise the first two indices in accordance with (2.115):

$$\Lambda^\lambda{}_{\mu\nu} = \frac{1}{2} |g|^{-1/2} g^{\rho\alpha} g^{\sigma\beta} \epsilon_{\rho\sigma\mu\nu} \Gamma^\lambda{}_{\alpha\beta}. \quad (3.25)$$

Since the totally antisymmetric tensor (based on the Levi-Civita symbol) does not change its form for any coordinate transformation, we can use the metric of Minkowski space  $\eta_{\mu\nu}$  with  $|g| = 1$ :

$$\Lambda^\lambda{}_{\mu\nu} = \frac{1}{2} \eta^{\rho\alpha} \eta^{\sigma\beta} \epsilon_{\rho\sigma\mu\nu} \Gamma^\lambda{}_{\alpha\beta}. \quad (3.26)$$

In this way, a new connection  $\Lambda^\lambda{}_{\mu\nu}$  is defined. It is well known that the connection does not transform as a tensor under the general coordinate transformation, but the antisymmetry in its lower two indices means that its Hodge dual may be defined for each upper index of the connection as in the equation above. The antisymmetry of the connection is the basis for the Cartan-Evans identity, a new and fundamental identity of differential geometry. In ECE theory, it will become the inhomogeneous field equation as was already indicated for the homogeneous Maxwell equation in Example 2.12. Note carefully that the torsion is a tensor, but the connection is not a tensor. The same is true of the Hodge duals of the torsion and connection.

In Eq. (2.147) the fundamental commutator equation of Riemannian geometry was derived:

$$[D_\mu, D_\nu] V^\rho = R^\rho{}_{\sigma\mu\nu} V^\sigma - T^\lambda{}_{\mu\nu} D_\lambda V^\rho, \quad (3.27)$$

which holds for any vector  $V^\rho$  of the base manifold. Now take the Hodge duals of either side of Eq.

(3.27) using:

$$[D_\mu, D_\nu]_{\text{HD}} = \frac{1}{2} |g|^{-1/2} \varepsilon^{\alpha\beta}_{\mu\nu} [D_\alpha, D_\beta], \quad (3.28)$$

$$\tilde{R}^\rho_{\sigma\mu\nu} = \frac{1}{2} |g|^{-1/2} \varepsilon^{\alpha\beta}_{\mu\nu} R^\rho_{\sigma\alpha\beta}, \quad (3.29)$$

$$\tilde{T}^\lambda_{\mu\nu} = \frac{1}{2} |g|^{-1/2} \varepsilon^{\alpha\beta}_{\mu\nu} T^\lambda_{\alpha\beta}. \quad (3.30)$$

Thus:

$$[D_\alpha, D_\beta]_{\text{HD}} V^\rho = \tilde{R}^\rho_{\sigma\alpha\beta} V^\sigma - \tilde{T}^\lambda_{\alpha\beta} D_\lambda V^\rho. \quad (3.31)$$

Re-label indices in Eq. (3.31) to give:

$$[D_\mu, D_\nu]_{\text{HD}} V^\rho = \tilde{R}^\rho_{\sigma\mu\nu} V^\sigma - \tilde{T}^\lambda_{\mu\nu} D_\lambda V^\rho. \quad (3.32)$$

The left-hand side of this equation is defined by:

$$[D_\mu, D_\nu]_{\text{HD}} V^\rho := D_\mu (D_\nu V^\rho) - D_\nu (D_\mu V^\rho) \quad (3.33)$$

where the covariant derivatives must be defined by the Hodge dual connection (which was defined in Eq. (3.24)):

$$D_\mu V^\rho = \partial_\mu V^\rho + \Lambda^\rho_{\mu\lambda} V^\lambda, \quad (3.34)$$

$$D_\nu V^\rho = \partial_\nu V^\rho + \Lambda^\rho_{\nu\lambda} V^\lambda. \quad (3.35)$$

Working out the algebra of torsion and curvature according to Eqs. (2.132, 2.134):

$$\tilde{T}^\lambda_{\mu\nu} = \Lambda^\lambda_{\mu\nu} - \Lambda^\lambda_{\nu\mu}, \quad (3.36)$$

$$\tilde{R}^\lambda_{\mu\nu\rho} = \partial_\mu \Lambda^\lambda_{\nu\rho} - \partial_\nu \Lambda^\lambda_{\mu\rho} + \Lambda^\lambda_{\mu\sigma} \Lambda^\sigma_{\nu\rho} - \Lambda^\lambda_{\nu\sigma} \Lambda^\sigma_{\mu\rho}. \quad (3.37)$$

These are the Hodge dual torsion and curvature tensors of the Riemannian manifold.

Now we prove the Cartan Evans identity as follows. The identity is:

$$D \wedge \tilde{T}^a = \tilde{R}^a_b \wedge q^b \quad (3.38)$$

or

$$d \wedge \tilde{T}^a + \omega^a_b \wedge \tilde{T}^b = \tilde{R}^a_b \wedge q^b. \quad (3.39)$$

In tensorial notation, in the Riemannian manifold Eqs. (3.38, 3.39) become:

$$D_\mu \tilde{T}^a_{\nu\rho} + D_\rho \tilde{T}^a_{\mu\nu} + D_\nu \tilde{T}^a_{\rho\mu} = \tilde{R}^a_{\mu\nu\rho} + \tilde{R}^a_{\rho\mu\nu} + \tilde{R}^a_{\nu\rho\mu}, \quad (3.40)$$

which can be written with permutation brackets as

$$D_{[\mu} \tilde{T}^a_{\nu\rho]} = \tilde{R}^a_{[\mu\nu\rho]} = q^a_\sigma \tilde{R}^\sigma_{[\mu\nu\rho]}. \quad (3.41)$$

This equation is formally identical to (3.15) with the following correspondences:

$$T \rightarrow \tilde{T}, \quad (3.42)$$

$$R \rightarrow \tilde{R},$$

$$\Gamma \rightarrow \Lambda.$$

Therefore, the proof of the Cartan-Evans identity can proceed in full analogy to that of the Cartan-Bianchi identity in the previous section. Starting with the equivalent of the left-hand side of Eq. (3.15),

$$D_{[\mu} \tilde{T}^a_{\nu\rho]} = \partial_{[\mu} \tilde{T}^a_{\nu\rho]} + \omega^a_{[\mu b} \tilde{T}^b_{\nu\rho]}, \quad (3.43)$$

it follows that this expression is equal to its right-hand side equivalent of (3.15):

$$q^a_{\sigma} \tilde{R}^{\sigma}_{[\mu\nu\rho]}. \quad (3.44)$$

It follows the validity of Eqs. (3.40 / 3.41), which are the counterpart of (3.19):

$$D_{[\mu} \tilde{T}^a_{\nu\rho]} = q^a_{\sigma} \tilde{R}^{\sigma}_{[\mu\nu\rho]}. \quad (3.45)$$

In form notation, this is the Cartan-Evans identity:

$$\boxed{D \wedge \tilde{T}^a = \tilde{R}^a_b \wedge q^b}. \quad (3.46)$$

In the proof of the Cartan-Bianchi identity, the tetrad postulate (2.237) was used. For the Cartan-Evans identity, this has to be used in the form with the  $\Lambda$  connection:

$$\partial_{\mu} q^a_{\lambda} + q^b_{\lambda} \omega^a_{\mu b} - q^a_{\nu} \Lambda^{\nu}_{\mu\lambda} = 0. \quad (3.47)$$

Obviously, here the spin connection  $\omega$  depends on the  $\Lambda$  connection, not the  $\Gamma$  connection. (It would have been best to use a different symbol for  $\omega$ , but we stay with  $\omega$  for convenience.)

In summary, all geometric elements for the Cartan-Evans identity are obtained from the following equation set:

$$\Lambda^{\lambda}_{\mu\nu} = \frac{1}{2} |g|^{-1/2} \eta^{\rho\alpha} \eta^{\sigma\beta} \epsilon_{\rho\sigma\mu\nu} \Gamma^{\lambda}_{\alpha\beta}, \quad (3.48)$$

$$\omega^a_{\mu b} = q^a_{\nu} q^{\lambda}_{\mu} \Lambda^{\nu}_{\lambda b} - q^{\lambda}_{\mu} \partial_{\lambda} q^a_{\mu}, \quad (3.49)$$

$$\tilde{T}^{\lambda}_{\mu\nu} = \Lambda^{\lambda}_{\mu\nu} - \Lambda^{\lambda}_{\nu\mu}, \quad (3.50)$$

$$\tilde{R}^{\lambda}_{\mu\nu\rho} = \partial_{\mu} \Lambda^{\lambda}_{\nu\rho} - \partial_{\nu} \Lambda^{\lambda}_{\mu\rho} + \Lambda^{\lambda}_{\mu\sigma} \Lambda^{\sigma}_{\nu\rho} - \Lambda^{\lambda}_{\nu\sigma} \Lambda^{\sigma}_{\mu\rho}. \quad (3.51)$$

Alternatively, the Hodge duals of curvature and torsion can be computed from the original quantities (based on the  $\Gamma$  connection):

$$\tilde{R}^{\rho}_{\sigma\mu\nu} = \frac{1}{2} |g|^{-1/2} \epsilon^{\alpha\beta}_{\mu\nu} R^{\rho}_{\sigma\alpha\beta}, \quad (3.52)$$

$$\tilde{T}^{\lambda}_{\mu\nu} = \frac{1}{2} |g|^{-1/2} \epsilon^{\alpha\beta}_{\mu\nu} T^{\lambda}_{\alpha\beta}. \quad (3.53)$$

The 2-forms of  $\tilde{T}^a$  and  $\tilde{R}^a_b$  are obtainable in the usual way by multiplying with tetrad elements:

$$\tilde{R}^a_{b\mu\nu} = q^a_{\rho} q^{\sigma}_{\mu} \tilde{R}^{\rho}_{\sigma\nu}, \quad (3.54)$$

$$\tilde{T}^a_{\mu\nu} = q^a_{\lambda} \tilde{T}^{\lambda}_{\mu\nu}. \quad (3.55)$$

One of the novel inferences of the Cartan-Evans identity is that there is a Hodge dual connection in the Riemannian manifold in four dimensions. This is a basic discovery, and may be developed in pure mathematics using any type of manifold. However, that development is not of interest to physics by Ockham's Razor, and the need to test a theory against experimental data.

■ **Example 3.2** In analogy to Example 3.1, we check the Cartan-Evans identity by computing all required elements according to Example 2.15 (the transformation from cartesian to spherical polar coordinates). The Cartan-Evans identity (3.46) can be written in indexed form according to (3.45):

$$D_\mu \tilde{T}_{\nu\rho}^a + D_\nu \tilde{T}_{\rho\mu}^a + D_\rho \tilde{T}_{\mu\nu}^a = \tilde{R}_{b\mu\nu}^a q_\rho^b + \tilde{R}_{b\nu\rho}^a q_\mu^b + \tilde{R}_{b\rho\mu}^a q_\nu^b. \quad (3.56)$$

Resolving the covariant derivatives according to (3.4) finally gives:

$$\begin{aligned} & \partial_\mu \tilde{T}_{\nu\rho}^a + \partial_\nu \tilde{T}_{\rho\mu}^a + \partial_\rho \tilde{T}_{\mu\nu}^a + \omega_{\mu b}^a \tilde{T}_{\nu\rho}^b + \omega_{\nu b}^a \tilde{T}_{\rho\mu}^b + \omega_{\rho b}^a \tilde{T}_{\mu\nu}^b \\ &= \tilde{R}_{b\mu\nu}^a q_\rho^b + \tilde{R}_{b\nu\rho}^a q_\mu^b + \tilde{R}_{b\rho\mu}^a q_\nu^b \end{aligned} \quad (3.57)$$

for each index triple  $(\mu, \nu, \rho)$ . The left-hand and right-hand sides of this equation are computed using computer algebra code [76, 77]. There is however a difference. While the Cartan-Bianchi identity holds for any dimension  $n$  of Riemannian space, introducing the Hodge dual for the Cartan-Evans identity constrains the dimension of the dual 2-forms to  $n - 2$ . So, to obtain comparable equations for both identities, we have to use  $n = 4$  in the example, leading to 2-forms of the Hodge duals, as well. We have to extend the transformation matrix  $\alpha$  (Eq. (2.213)) by the 0-component (time coordinate), resulting in

$$\alpha = \begin{bmatrix} 1 & 0 & 0 & 0 \\ 0 & \sin \theta \cos \phi & r \cos \theta \cos \phi & -r \sin \theta \sin \phi \\ 0 & \sin \theta \sin \phi & r \cos \theta \sin \phi & r \sin \theta \cos \phi \\ 0 & \cos \theta & -r \sin \theta & 0 \end{bmatrix}. \quad (3.58)$$

The time coordinate remains unaltered by the transformation. The  $n$ -dimensional metric tensor  $\mathbf{g}$  can be computed from the tetrad by (2.204):

$$g_{\mu\nu} = n q_\mu^a q_\nu^b \eta_{ab}. \quad (3.59)$$

We obtain the metric tensor:

$$\mathbf{g} = \begin{bmatrix} 1 & 0 & 0 & 0 \\ 0 & 0 & -1 & 0 \\ 0 & 0 & 0 & -r^2 \\ 0 & 0 & 0 & 0 \end{bmatrix} \quad (3.60)$$

which has the modulus of the determinant

$$|g| = r^4 \sin^2 \theta. \quad (3.61)$$

The Levi-Civita symbol  $\epsilon_{\alpha\beta\mu\nu}$  in four dimensions can be computed by the formula

$$\epsilon_{a_0, a_1, a_2, a_3} = \text{sig}(a_3 - a_0) \text{sig}(a_3 - a_1) \text{sig}(a_3 - a_2) \text{sig}(a_2 - a_0) \text{sig}(a_2 - a_1) \text{sig}(a_1 - a_0). \quad (3.62)$$

Now we have all of the elements that we need to evaluate Eqs. (3.48-3.51). With these, both sides of Eq. (3.56) can be evaluated as was done in Example 3.1. We do this in two examples, using computer algebra. In the first example we repeat the calculations of example 3.1 (Cartan-Bianchi identity) in four dimensions [76]. An interesting result is that the Gamma connection, obtained with additional antisymmetry conditions, has only 4 free parameters. This is similar to Einstein's theory, where the symmetric metric is only determined up to 4 parameters that can be chosen freely and represent "free choice of coordinates". In Cartan geometry, the metric is uniquely defined from the tetrad. The "free choice" appears in the connections. Therefore, this choice is also present

in torsion and curvature, and finally in the fundamental theorems. Some results from computer algebra code [76] are:

$$\begin{aligned}
 \Gamma^0_{12} &= A_4 r^2 \\
 \Gamma^3_{01} &= -\frac{A_2}{r^2 \sin^2 \theta} \\
 \omega^{(2)}_{1(3)} &= \frac{A_3 \cos \phi}{r^2} \\
 T^2_{13} &= \frac{2A_3}{r^2} \\
 R^0_{213} &= \frac{A_1 r \sin \theta - A_2 \cos \theta}{\sin \theta}
 \end{aligned} \tag{3.63}$$

As in the preceding example, comparison of both sides of the Cartan-Bianchi identity shows that both sides are equal, in this case for four dimensions.

In the second computer algebra code [77], the Hodge dual connections  $\Lambda$  and  $\omega$  and the tensors  $\tilde{T}$ ,  $\tilde{R}$  and their corresponding 2-forms are computed. We obtain, for example, for the Hodge dual connections and tensors:

$$\begin{aligned}
 \Lambda^0_{03} &= \frac{A_4}{\sin^2 \theta} \\
 \Lambda^3_{01} &= \frac{\cos \theta}{r^2 \sin^3 \theta} \\
 \omega^{(2)}_{1(3)} &= \frac{\sin \phi (r^2 \cos \theta \sin^2 \theta + A_2 \sin \theta - A_1 r \cos \theta)}{r^3 \sin \theta} \\
 \tilde{T}^2_{13} &= 0 \\
 \tilde{T}^2_{02} &= -\frac{2A_3}{r^4 \sin^2 \theta} \\
 \tilde{R}^0_{213} &= 0 \\
 \tilde{R}^0_{202} &= -\frac{2A_2 r^2 \cos \theta \sin \theta - A_2^2}{r^4 \sin^4 \theta}
 \end{aligned} \tag{3.64}$$

Inserting these quantities into both sides of the Cartan-Evans identity, we find that both sides are equal, thus the identity holds in the chosen example. ■

### 3.3 Alternative forms of Cartan-Bianchi and Cartan-Evans identity

#### 3.3.1 Cartan-Evans identity

We showed that the Cartan-Evans identity is based on the fundamental definition of the Hodge dual torsion and curvature, and adds three of them in cyclic permutation.

By using the definition

$$\tilde{T}^a_{\mu\nu} = q^a_{\lambda} \tilde{T}^{\lambda}_{\mu\nu} \tag{3.65}$$

it follows that:

$$D_{\mu} \tilde{T}^a_{\nu\rho} = (D_{\mu} q^a_{\kappa}) \tilde{T}^{\kappa}_{\nu\rho} + q^a_{\kappa} D_{\mu} \tilde{T}^{\kappa}_{\nu\rho} \tag{3.66}$$

using the Leibniz rule. We use the tetrad postulate:

$$D_{\mu} q^a_{\kappa} = 0 \tag{3.67}$$

to find that:

$$D_\mu \tilde{T}_{\nu\rho}^a = q^a{}_\kappa D_\mu \tilde{T}_{\nu\rho}^\kappa. \quad (3.68)$$

It follows that:

$$D_\mu \tilde{T}_{\nu\rho}^\kappa + D_\nu \tilde{T}_{\rho\mu}^\kappa + D_\rho \tilde{T}_{\mu\nu}^\kappa = \tilde{R}_{\mu\nu\rho}^\kappa + \tilde{R}_{\nu\rho\mu}^\kappa + \tilde{R}_{\rho\mu\nu}^\kappa \quad (3.69)$$

which is the Cartan-Evans identity written in the base manifold only. This equation may be rewritten as:

$$D_\mu T^{\kappa\mu\nu} = R^\kappa{}_\mu{}^{\mu\nu}. \quad (3.70)$$

The easiest way to see this is to take a particular example:

$$D_1 \tilde{T}_{23}^\kappa + D_3 \tilde{T}_{12}^\kappa + D_2 \tilde{T}_{31}^\kappa = \tilde{R}_{123}^\kappa + \tilde{R}_{312}^\kappa + \tilde{R}_{231}^\kappa \quad (3.71)$$

and then to take Hodge dual terms with upper indices according to Eq. (2.117). The constant factors cancel out. For the Levi-Civita symbol, the relation holds:

$$\varepsilon^{\mu\nu\alpha\beta} = -\varepsilon_{\mu\nu\alpha\beta}, \quad (3.72)$$

so that the sign change also cancels out. Furthermore, for a two-fold Hodge dual of a tensor  $T$ , the relation

$$\tilde{\tilde{T}} = \pm T \quad (3.73)$$

is valid, so that any sign change of this kind also cancels out. We take the Hodge dual of (3.71) term by term. The Levi-Civita symbol effects that in the expressions

$$\varepsilon^{\mu\nu\alpha\beta} T_{\alpha\beta}^\kappa \quad (3.74)$$

the index pairs  $(\mu\nu)$  and  $(\alpha\beta)$  are mutually exclusive:

$$\begin{aligned} \mu &\neq \nu, & \alpha &\neq \beta, \\ \mu &\notin \{\alpha, \beta\}, \\ \nu &\notin \{\alpha, \beta\}. \end{aligned} \quad (3.75)$$

In total, we obtain for the Hodge dual example of (3.71):

$$D_1 T^{\kappa 01} + D_2 T^{\kappa 02} + D_3 T^{\kappa 03} = R^\kappa{}_1{}^{01} + R^\kappa{}_2{}^{02} + R^\kappa{}_3{}^{03} \quad (3.76)$$

which is an example of Eq. (3.70), the alternative form of the Cartan-Evans identity:

$$\boxed{D_\mu T^{\kappa\mu\nu} = R^\kappa{}_\mu{}^{\mu\nu}}. \quad (3.77)$$

### 3.3.2 Cartan-Bianchi identity

Eq. (3.77) is the most useful format of the Cartan-Evans identity. The Cartan-Bianchi identity can also be rewritten into this format. From Eq. (3.19) follows:

$$D_\mu T_{\nu\rho}^\kappa + D_\nu T_{\rho\mu}^\kappa + D_\rho T_{\mu\nu}^\kappa = R_{\mu\nu\rho}^\kappa + R_{\nu\rho\mu}^\kappa + R_{\rho\mu\nu}^\kappa \quad (3.78)$$

which is identical to (3.69), except that these are the original tensors instead of the Hodge duals. Therefore, the same derivation as above leads to the alternative form of the Cartan-Bianchi-identity:

$$\boxed{D_\mu \tilde{T}^{\kappa\mu\nu} = \tilde{R}^\kappa{}_\mu{}^{\mu\nu}}. \quad (3.79)$$

It should be noted that in the above contravariant forms of both identities, the Hodge dual and original tensors are interchanged, compared to the covariant forms (3.19) and (3.45).

### 3.3.3 Consequences of the identities

At the end of this section we will investigate the implications of antisymmetry of the Gamma connection in Cartan geometry. The Gamma connection has to have at least antisymmetric parts with

$$\Gamma_{\mu\nu}^{\lambda} = -\Gamma_{\nu\mu}^{\lambda}. \quad (3.80)$$

If  $\mu = \nu$ , the commutator vanishes, as do the torsion and curvature tensors. If there are only symmetric parts in the connection:

$$\Gamma_{\mu\nu}^{\lambda} = \Gamma_{\nu\mu}^{\lambda} \neq 0 \quad (3.81)$$

then torsion vanishes, leading to the special case of (3.77):

$$R_{\mu}^{\kappa\mu\nu} = 0. \quad (3.82)$$

It has been shown by computer algebra [18, 19] that all of the metrics of the Einstein field equation in the presence of matter give the erroneous result:

$$R_{\mu}^{\kappa\mu\nu} \neq 0, \quad (3.83)$$

$$D_{\mu}T^{\kappa\mu\nu} = 0. \quad (3.84)$$

This contradicts basic properties of Cartan geometry, the superset of Riemannian geometry, and therefore Eq. (3.77) is a constraint for theories like Einsteinian relativity, which are based on Riemannian geometry. This error has been perpetuated uncritically for nearly a hundred years, and allowed to create a defective cosmology that should be discarded by scholars. The cosmology of the Standard Model is baseless and incorrect, and should be replaced by ECE cosmology, which is based on torsion.

## 3.4 Further identities

There are some other identities which are not as significant to the field equations of ECE theory, but which represent new insights into Cartan geometry. They were developed as part of ECE theory, and we present them here, partially without proofs (which can be found in the Unified Field Theory (UFT) Section of [www.aias.us](http://www.aias.us)).

### 3.4.1 Evans torsion identity (first Evans identity)

From the Cartan-Bianchi identity another identity can be derived, containing torsion terms only. This is the *Evans torsion identity* [16]. In explicit form it reads

$$T_{\lambda\nu}^{\kappa} T_{\sigma\mu}^{\lambda} + T_{\lambda\mu}^{\kappa} T_{\nu\sigma}^{\lambda} + T_{\lambda\sigma}^{\kappa} T_{\mu\nu}^{\lambda} = 0 \quad (3.85)$$

and can be written in short form with permutation brackets:

$$\boxed{T_{\lambda[\nu}^{\kappa} T_{\sigma\mu]}^{\lambda} = 0}. \quad (3.86)$$

The identity can be rewritten in form notation as

$$T_{\lambda}^{\kappa} \wedge T^{\lambda} = 0, \quad (3.87)$$

or by multiplying with  $q^a_{\kappa}$ :

$$\boxed{T_{\lambda}^a \wedge T^{\lambda} = 0}. \quad (3.88)$$

Here  $T_{\lambda}^a$  is a 1-form and  $T^{\lambda}$  is a 2-form, making up a 3-form on the left-hand side. The proof consists mainly of inserting the definitions of torsion into the Cartan-Bianchi identity, and can be found in the literature [16].



### 3.4.2 Jacobi identity

The Jacobi identity [20] is an exact identity used in field theory and general relativity. It is an operator identity that applies to covariant derivatives and group generators [21] alike. It is very rarely proven in all detail, so we are providing the following complete proof. The *Jacobi identity* is a permuted sum of three covariant derivatives:

$$\boxed{[D_\rho, [D_\mu, D_\nu]] + [D_\nu, [D_\rho, D_\mu]] + [D_\mu, [D_\nu, D_\rho]] = 0} . \quad (3.89)$$

For the proof, we expand the commutators on the-left hand side:

$$\begin{aligned} L.H.S &= [D_\rho, D_\mu D_\nu - D_\nu D_\mu] + [D_\nu, D_\rho D_\mu - D_\mu D_\rho] + [D_\mu, D_\nu D_\rho - D_\rho D_\nu] \\ &= D_\rho(D_\mu D_\nu - D_\nu D_\mu) - (D_\mu D_\nu - D_\nu D_\mu)D_\rho \\ &\quad + D_\nu(D_\rho D_\mu - D_\mu D_\rho) - (D_\rho D_\mu - D_\mu D_\rho)D_\nu \\ &\quad + D_\mu(D_\nu D_\rho - D_\rho D_\nu) - (D_\nu D_\rho - D_\rho D_\nu)D_\mu, \end{aligned} \quad (3.90)$$

and this expansion is regarded as an expansion by algebra which sums up to zero:

$$\begin{aligned} L.H.S &= D_\rho D_\mu D_\nu - D_\rho D_\nu D_\mu - D_\mu D_\nu D_\rho + D_\nu D_\mu D_\rho \\ &\quad + D_\nu D_\rho D_\mu - D_\nu D_\mu D_\rho - D_\rho D_\mu D_\nu + D_\mu D_\rho D_\nu \\ &\quad + D_\mu D_\nu D_\rho - D_\mu D_\rho D_\nu - D_\nu D_\rho D_\mu + D_\rho D_\nu D_\mu \\ &= 0, \end{aligned} \quad (3.91)$$

Q.E.D. The Jacobi identity can also be written in an alternative form:

$$\boxed{[[D_\mu, D_\nu], D_\rho] + [[D_\rho, D_\mu], D_\nu] + [[D_\nu, D_\rho], D_\mu] = 0} . \quad (3.92)$$

### 3.4.3 Bianchi-Cartan-Evans identity

Einsteinian general relativity uses the second Bianchi identity, which is obtained from the covariant derivative of the first Bianchi identity. General relativity ignores torsion, but the same procedure can be applied to the Cartan-Bianchi identity of Cartan geometry, which contains both torsion and curvature. The result is the *Bianchi-Cartan-Evans identity* [22–24]:

$$\boxed{D_\mu D_\lambda T_{\nu\rho}^\kappa + D_\rho D_\lambda T_{\mu\nu}^\kappa + D_\nu D_\lambda T_{\rho\mu}^\kappa = D_\mu R_{\lambda\nu\rho}^\kappa + D_\rho R_{\lambda\mu\nu}^\kappa + D_\nu R_{\lambda\rho\mu}^\kappa} . \quad (3.93)$$

The proof was first carried out in UFT Paper 88 [22] which is the most read paper of ECE theory. Two variants of this identity can be produced by cyclic permutation of  $(\mu, \nu, \rho)$ . Eq. (3.93) is the correct “second Bianchi identity” augmented by torsion. In Einsteinian theory the incorrect version

$$D_\mu R_{\lambda\nu\rho}^\kappa + D_\rho R_{\lambda\mu\nu}^\kappa + D_\nu R_{\lambda\rho\mu}^\kappa = ? 0 \quad (3.94)$$

is used. This follows from (3.93) by arbitrarily omitting torsion. The Einstein-Hilbert field equation is derived from this erroneously truncated “second Bianchi identity” [22]. Therefore, all solutions of the Einstein-Hilbert field equation are inconsistent.

It should be noted that the Bianchi-Cartan-Evans identity gives no information beyond what is provided by the Cartan-Bianchi identity, because it is derived from the latter by differentiation and therefore not independent.

#### 3.4.4 Jacobi-Cartan-Evans identity

The Jacobi identity can be used to derive another identity. When the terms of the Cartan-Bianchi identity are inserted into the Jacobi identity (3.89), the relation

$$\begin{aligned}
 & ([D_\rho, [D_\mu, D_\nu]] + [D_\nu, [D_\rho, D_\mu]] + [D_\mu, [D_\nu, D_\rho]]) V^\kappa \\
 &= \left( D_\rho R^\kappa_{\lambda\mu\nu} + D_\nu R^\kappa_{\lambda\rho\mu} + D_\mu R^\kappa_{\lambda\nu\rho} \right) V^\lambda \\
 &\quad - \left( T^\lambda_{\mu\nu} [D_\rho, D_\lambda] + T^\lambda_{\rho\mu} [D_\nu, D_\lambda] + T^\lambda_{\nu\rho} [D_\mu, D_\lambda] \right) V^\kappa \\
 &= 0
 \end{aligned} \tag{3.95}$$

follows, where the Jacobi identity has been applied to an arbitrary vector  $V^\kappa$  of the base manifold. Because the Jacobi identity sums to zero, we obtain the equation

$$\begin{aligned}
 & \left( D_\rho R^\kappa_{\lambda\mu\nu} + D_\nu R^\kappa_{\lambda\rho\mu} + D_\mu R^\kappa_{\lambda\nu\rho} \right) V^\lambda \\
 &= \left( T^\lambda_{\mu\nu} [D_\rho, D_\lambda] + T^\lambda_{\rho\mu} [D_\nu, D_\lambda] + T^\lambda_{\nu\rho} [D_\mu, D_\lambda] \right) V^\kappa.
 \end{aligned} \tag{3.96}$$

Further transformations, described in [24], give

$$\boxed{D_\rho R^\kappa_{\lambda\mu\nu} + D_\nu R^\kappa_{\lambda\rho\mu} + D_\mu R^\kappa_{\lambda\nu\rho} = T^\alpha_{\mu\nu} R^\kappa_{\lambda\rho\alpha} + T^\alpha_{\rho\mu} R^\kappa_{\lambda\nu\alpha} + T^\alpha_{\nu\rho} R^\kappa_{\lambda\mu\alpha}}, \tag{3.97}$$

which is called the *Jacobi-Cartan-Evans identity*. This will be used in an advanced version of ECE theory, the ECE2 theory introduced in chapter 6.



# Part Two: Electrodynamics

<b>4</b>	<b>The field equations of electrodynamics</b>	<b>69</b>
4.1	The axioms	
4.2	The field equations	
4.3	The wave equation	
4.4	Field equations in terms of potentials	
<b>5</b>	<b>Advanced properties of electrodynamics</b>	<b>91</b>
5.1	The Antisymmetry laws	
5.2	Polarization and Magnetization	
5.3	Conservation theorems	
5.4	Examples of ECE electrodynamics	
<b>6</b>	<b>ECE2 theory</b>	<b>115</b>
6.1	Curvature-based field equations	
6.2	Beltrami solutions in electrodynamics	





## 4. The field equations of electrodynamics

In the preceding chapter, we developed the mathematical methodology for ECE theory: Cartan geometry and its most important theorems. Now we switch our focus to physics. We first describe how physical quantities are obtained from geometrical quantities. This is achieved by defining suitable axioms. We then derive the field equations of electromagnetism, as well as the wave equation. In this way, electrodynamics is transformed into an axiomatic, mathematically correct theory. It is shown how the spin connections extend classical electromagnetism to a theory of general relativity. The novel concepts are underpinned by a number of important applications.

### 4.1 The axioms

In order to obtain physical quantities, we have first to define how geometry is transformed into physics. We do this by two fundamental axioms, relating to potentials and electromagnetic fields. The first axiom states that the electromagnetic potential is proportional to the Cartan tetrad. Thus, the geometry of spacetime is directly equated to physical quantities. The potential contains the same indices as the tetrad. We use the 4-vector potential  $A_\mu$  in relativistic notation. However, the tetrad  $q^a_\mu$  is (formally) a matrix and contains the polarization index  $a$ . Therefore, the potential is extended to matrix form with two indices:  $A^a_\mu$ . This is the main formal difference from classical electrodynamics: all electromagnetic ECE quantities have a polarization index, extending the definition range by one dimension. We will see later how we can reduce these quantities to one polarization direction, if required.

The first axiom is formally written in the form

$$A^a_\mu := A^{(0)} q^a_\mu, \quad (4.1)$$

where we have introduced a factor of proportionality  $A^{(0)}$ . Since the tetrad is dimensionless,  $A^{(0)}$  must have the physical units of a vector potential which is  $Vs/m$  or  $T \cdot m$ . The product  $c \cdot A^{(0)}$  can be considered as a primordial voltage, where  $c$  is the velocity of light. In detailed form, the complete

ECE potential reads:

$$A^a_{\mu} = \begin{bmatrix} A^{(0)}_0 & A^{(0)}_1 & A^{(0)}_2 & A^{(0)}_3 \\ A^{(1)}_0 & A^{(1)}_1 & A^{(1)}_2 & A^{(1)}_3 \\ A^{(2)}_0 & A^{(2)}_1 & A^{(2)}_2 & A^{(2)}_3 \\ A^{(3)}_0 & A^{(3)}_1 & A^{(3)}_2 & A^{(3)}_3 \end{bmatrix} = A^{(0)} \begin{bmatrix} q^{(0)}_0 & q^{(0)}_1 & q^{(0)}_2 & q^{(0)}_3 \\ q^{(1)}_0 & q^{(1)}_1 & q^{(1)}_2 & q^{(1)}_3 \\ q^{(2)}_0 & q^{(2)}_1 & q^{(2)}_2 & q^{(2)}_3 \\ q^{(3)}_0 & q^{(3)}_1 & q^{(3)}_2 & q^{(3)}_3 \end{bmatrix}. \quad (4.2)$$

The lines number the polarization and the columns the coordinate indices. The zeroth component of the potential is the scalar potential  $\phi$ , which also gets a polarization index:

$$A^a_0 = \frac{\phi^a}{c}. \quad (4.3)$$

The above equations use the mixed-index notation (contravariant and covariant). The coordinates of vectors, however, correspond to contravariant indices. Therefore, we transform the coordinate indices by the Minkowski metric, Eq. (2.39):

$$\eta_{\mu\nu} = \eta^{\mu\nu} = \begin{bmatrix} 1 & 0 & 0 & 0 \\ 0 & -1 & 0 & 0 \\ 0 & 0 & -1 & 0 \\ 0 & 0 & 0 & -1 \end{bmatrix} \quad (4.4)$$

in the usual form

$$A^{a\mu} = \eta^{\mu\nu} A^a_{\nu}. \quad (4.5)$$

The diagonal form of the Minkowski metric leads to

$$\begin{aligned} A^{(0)0} &= \eta^{00} A^{(0)}_0 = A^{(0)}_0, \\ A^{(0)1} &= \eta^{11} A^{(0)}_1 = -A^{(0)}_1, \\ A^{(0)2} &= \eta^{22} A^{(0)}_2 = -A^{(0)}_2, \\ &\text{etc.} \end{aligned} \quad (4.6)$$

so that the potential components with coordinates 1,2,3 are changed in sign:

$$A^{a\mu} = \begin{bmatrix} A^{(0)0} & A^{(0)1} & A^{(0)2} & A^{(0)3} \\ A^{(1)0} & A^{(1)1} & A^{(1)2} & A^{(1)3} \\ A^{(2)0} & A^{(2)1} & A^{(2)2} & A^{(2)3} \\ A^{(3)0} & A^{(3)1} & A^{(3)2} & A^{(3)3} \end{bmatrix} = \begin{bmatrix} A^{(0)}_0 & A^{(0)}_1 & A^{(0)}_2 & A^{(0)}_3 \\ A^{(1)}_0 & -A^{(1)}_1 & -A^{(1)}_2 & -A^{(1)}_3 \\ A^{(2)}_0 & -A^{(2)}_1 & -A^{(2)}_2 & -A^{(2)}_3 \\ A^{(3)}_0 & -A^{(3)}_1 & -A^{(3)}_2 & -A^{(3)}_3 \end{bmatrix}. \quad (4.7)$$

This is the form of the potential we will mostly use.

The relativistic electromagnetic field tensor  $F^{\mu\nu}$  was already introduced in Example 2.11 and its Hodge dual in Example 2.12. These are 2-index tensors, comprising the electric and magnetic field. Therefore, the electromagnetic field of ECE theory also has to have two coordinate indices. We define the electromagnetic field tensor of ECE theory to be proportional to the Cartan torsion  $T^a_{\mu\nu}$ :

$$F^a_{\mu\nu} := A^{(0)} T^a_{\mu\nu}. \quad (4.8)$$

Because torsion has a polarization index, the electromagnetic field has to have one, too. It is a 3-index quantity, an indexed antisymmetric 2-form of Cartan geometry. In classical electromagnetism, the electromagnetic field is a derivative of the potential, therefore it has the units of

[potential]/[length] =  $Vs/m^2 = T$ . Since geometrical torsion has the units  $1/m$ , the constant of proportionality  $A^{(0)}$  is the same for both the potential and the field. The polarization index can be seen as a vector index augmenting the electric field  $\mathbf{E}$  and magnetic field (i.e. induction)  $\mathbf{B}$ . Therefore, we have fields  $\mathbf{E}^a$  and  $\mathbf{B}^a$ , which are components of the ECE electromagnetic tensor field:

$$F^{a\mu\nu} = \begin{bmatrix} F^{a00} & F^{a01} & F^{a02} & F^{a03} \\ F^{a10} & F^{a11} & F^{a12} & F^{a13} \\ F^{a20} & F^{a21} & F^{a22} & F^{a23} \\ F^{a30} & F^{a31} & F^{a32} & F^{a33} \end{bmatrix} = \begin{bmatrix} 0 & -E^{a1} & -E^{a2} & -E^{a3} \\ E^{a1} & 0 & -cB^{a3} & cB^{a2} \\ E^{a2} & cB^{a3} & 0 & -cB^{a1} \\ E^{a3} & -cB^{a2} & cB^{a1} & 0 \end{bmatrix}. \quad (4.9)$$

The Hodge dual of the classical electromagnetic field  $F^{\mu\nu}$  was computed in Example 2.12. As demonstrated before, this has to be augmented by a polarization or tangent space index  $a$ , leading to

$$\tilde{F}^{a\mu\nu} = \begin{bmatrix} 0 & cB^{a1} & cB^{a2} & cB^{a3} \\ -cB^{a1} & 0 & -E^{a3} & E^{a2} \\ -cB^{a2} & E^{a3} & 0 & -E^{a1} \\ -cB^{a3} & -E^{a2} & E^{a1} & 0 \end{bmatrix}. \quad (4.10)$$

We have chosen the contravariant versions of  $F$  and  $\tilde{F}$ , because these correspond to the electric and magnetic vector components and are needed for deriving the field equations in vector form.

The ECE potential is a Cartan 1-form and the ECE electromagnetic field is a Cartan 2-form. Both are vector-valued by the polarization index  $a$ . In summary, the basic ECE axioms are:

$$A^a_{\mu} := A^{(0)} q^a_{\mu}, \quad (4.11)$$

$$F^a_{\mu\nu} := A^{(0)} T^a_{\mu\nu}. \quad (4.12)$$

## 4.2 The field equations

The aim of this section is to derive the ECE field equations in the form of Maxwell's equations. The latter are known as:

Gauss' law:

$$\nabla \cdot \mathbf{B} = 0, \quad (4.13)$$

Faraday's law of induction:

$$\nabla \times \mathbf{E} + \frac{\partial \mathbf{B}}{\partial t} = 0, \quad (4.14)$$

Coulomb's law:

$$\nabla \cdot \mathbf{E} = \frac{\rho}{\varepsilon_0}, \quad (4.15)$$

Ampère-Maxwell's law:

$$\nabla \times \mathbf{B} - \frac{1}{c^2} \frac{\partial \mathbf{E}}{\partial t} = \mu_0 \mathbf{J}, \quad (4.16)$$

where  $\rho$  is the electrical charge density and  $\mathbf{J}$  the current density. The ECE field equations will be shown to be identical to the Cartan-Bianchi identity and the Cartan-Evans identity. These theorems of geometry are converted into physical laws by multiplying them with the factor  $A^{(0)}$ .



### 4.2.1 The field equations in covariant tensor form

From Eqs. (3.20) and (3.46), in form notation,

$$D \wedge T^a = R^a_b \wedge q^b, \quad (4.17)$$

$$D \wedge \tilde{T}^a = \tilde{R}^a_b \wedge q^b, \quad (4.18)$$

follows, when inserting the ECE Axioms (4.11) and (4.12):

$$D \wedge F^a = R^a_b \wedge A^b, \quad (4.19)$$

$$D \wedge \tilde{F}^a = \tilde{R}^a_b \wedge A^b. \quad (4.20)$$

These are the field equations, written in 3-forms at both sides of the equations. We will see that these two equations lead to the equivalent of Maxwell's equations (4.13 - 4.16). To develop this, we rewrite the field equations in tensor form first. With indices written out, they read

$$(D \wedge F^a)_{\mu\nu\rho} = (R^a_b \wedge A^b)_{\mu\nu\rho}, \quad (4.21)$$

$$(D \wedge \tilde{F}^a)_{\mu\nu\rho} = (\tilde{R}^a_b \wedge A^b)_{\mu\nu\rho}, \quad (4.22)$$

or, with wedge operation carried out, in tensor form:

$$D_{[\mu} F^a_{\nu\rho]} = R^a_{b[\mu\nu} A^b_{\rho]}, \quad (4.23)$$

$$D_{[\mu} \tilde{F}^a_{\nu\rho]} = \tilde{R}^a_{b[\mu\nu} A^b_{\rho]}. \quad (4.24)$$

The covariant exterior derivative  $D \wedge$  was defined in Eqs. (3.2/3.3):

$$(D \wedge F^a)_{\mu\nu\rho} = (d \wedge F^a)_{\mu\nu\rho} + (\omega^a_b \wedge F^b)_{\mu\nu\rho}, \quad (4.25)$$

or, written as a cyclic sum:

$$D_{[\mu} F^a_{\nu\rho]} = \partial_{[\mu} F^a_{\nu\rho]} + \omega^a_{[\mu b} F^b_{\nu\rho]}. \quad (4.26)$$

Inserting this derivative into the first field equation (4.23) gives (in form notation):

$$d \wedge F^a + \omega^a_b \wedge F^b = R^a_b \wedge A^b, \quad (4.27)$$

and bringing the spin connection term to the right-hand side gives:

$$d \wedge F^a = R^a_b \wedge A^b - \omega^a_b \wedge F^b. \quad (4.28)$$

This equation has a form similar to the first two field equations of classical electrodynamics, Eq. (2.173) in Example 2.11, where they are condensed into one equation:

$$d \wedge F = 0. \quad (4.29)$$

These two field equations (the Gauss law and the Faraday law) are homogeneous, i.e. there are no current terms on the right-hand side. In contrast, the right-hand side of (4.28) is not zero. It is therefore to be assumed that a current may exist for the Gauss and Faraday laws in their generalized form in ECE theory. This is called the *homogeneous current* and denoted by  $j$ . It corresponds to magnetic charges and currents, whose existence is not universally accepted in science.

In ECE theory, the homogeneous current has to be augmented by a polarization index so that Eq. (4.28) can be written as

$$d \wedge F^a = j^a \quad (4.30)$$



with the definition of the homogeneous current being

$$j^a := R^a_b \wedge A^b - \omega^a_b \wedge F^b. \quad (4.31)$$

For the second field equation (4.24), containing the Hodge duals  $\tilde{F}$  and  $\tilde{R}$ , we have to use the spin connection of the  $\Lambda$  connection as defined by Eq. (3.49). For clarity, we add an index  $(\Lambda)$  here:

$$d \wedge \tilde{F}^a = \tilde{R}^a_b \wedge A^b - \omega_{(\Lambda)}^a_b \wedge \tilde{F}^b. \quad (4.32)$$

This equation defines the other pair of generalized Maxwell equations, the Coulomb and Ampère-Maxwell laws. We find

$$d \wedge \tilde{F}^a = \mu_0 J^a \quad (4.33)$$

with the definition

$$J^a := \frac{1}{\mu_0} \left( \tilde{R}^a_b \wedge A^b - \omega_{(\Lambda)}^a_b \wedge \tilde{F}^b \right), \quad (4.34)$$

which we call the *inhomogeneous current*. This corresponds to the well-known electrical 4-current density. In addition, we have introduced the vacuum permeability  $\mu_0 = 4\pi \cdot 10^{-7} \frac{\text{Vs}}{\text{Am}}$  in order to obtain  $J^a$  in the usual units of A/m<sup>2</sup>. The 0-component of  $J^a$  is the electric charge density  $\rho$ , augmented by a polarization index. For consistency, we will also use the factor  $1/\mu_0$  in the homogeneous current (4.31).

Please note that the current densities here are 3-forms. For example, in tensor notation, Eq. (4.34) reads:

$$\begin{aligned} (J^a)_{\mu\nu\rho} &= \frac{1}{\mu_0} \left( R^a_{b[\mu\nu} A^b_{\rho]} - \omega_{(\Lambda)}^a_{[\mu b} F^b_{\nu\rho]} \right). \\ &= \frac{1}{\mu_0} \left( R^a_{b\mu\nu} A^b_{\rho} + R^a_{b\nu\rho} A^b_{\mu} + R^a_{b\rho\mu} A^b_{\nu} \right. \\ &\quad \left. - \omega_{(\Lambda)}^a_{\mu b} F^b_{\nu\rho} - \omega_{(\Lambda)}^a_{\nu b} F^b_{\rho\mu} - \omega_{(\Lambda)}^a_{\rho b} F^b_{\mu\nu} \right). \end{aligned} \quad (4.35)$$

The standard current density, however, is a 1-form, because the current density  $\mathbf{J}$  is a vector with only one coordinate index. So,  $j^a$  and  $J^a$  are types of generalized currents, which cannot simply be correlated to known quantities. However, we will see in the next section that the contravariant formulation reduces them to 1-forms, as requested.

So far, we can write the ECE field equations in form notation with covariant tensors:

$$d \wedge F^a = \mu_0 j^a, \quad (4.36)$$

$$d \wedge \tilde{F}^a = \mu_0 J^a. \quad (4.37)$$

For formal symmetry, we have added a factor of  $\mu_0$  here to the homogeneous current  $j^a$ . This is arbitrary and only changes the units of  $j^a$ , which of course are different from those of  $J^a$ .

### 4.2.2 The field equations in contravariant tensor form

In this section, the field equations are translated into vector form so that they will be familiar to engineers and physicists. We start with the alternative form of the Cartan-Bianchi and Cartan-Evans identities, Eqs. (3.79 and 3.77).

$$D_\mu \tilde{T}^{\kappa\mu\nu} = \tilde{R}^{\kappa}_{\mu}{}^{\mu\nu}, \quad (4.38)$$

$$D_\mu T^{\kappa\mu\nu} = R^{\kappa}_{\mu}{}^{\mu\nu}. \quad (4.39)$$

These equations were given in the base manifold, but can be transformed to tangent space. The  $\kappa$  index is replaced formally by the  $a$  index, multiplying the equations with  $q^a_\kappa$  and applying the tetrad postulate:

$$D_\mu \tilde{T}^{a\mu\nu} = \tilde{R}^a{}_\mu{}^{\mu\nu}, \quad (4.40)$$

$$D_\mu T^{a\mu\nu} = R^a{}_\mu{}^{\mu\nu}. \quad (4.41)$$

Multiplying by the factor  $A^{(0)}$  then gives us the second form of field equations:

$$D_\mu \tilde{F}^{a\mu\nu} = A^{(0)} \tilde{R}^a{}_\mu{}^{\mu\nu}, \quad (4.42)$$

$$D_\mu F^{a\mu\nu} = A^{(0)} R^a{}_\mu{}^{\mu\nu}. \quad (4.43)$$

Please notice that the role of the original and Hodge dual equations have interchanged, compared to (4.36) and (4.37). The first equation, corresponding to the first pair of Maxwell equations, is based on the Hodge dual equation, and the second equation, corresponding to the third and fourth Maxwell equations, contains the original torsion and curvature. There is no wedge product in the equations but there is a summation over the coordinate parameter  $\mu$ . They are tensor equations with a contraction.

Now we apply the definition of the covariant derivative, similarly as in the preceding section:

$$D_\mu F^{a\nu\rho} = \partial_\mu F^{a\nu\rho} + \omega^a{}_{\mu b} F^{b\nu\rho}, \quad (4.44)$$

leading to

$$\partial_\mu \tilde{F}^{a\mu\nu} = A^{(0)} \tilde{R}^a{}_\mu{}^{\mu\nu} - \omega_{(\Lambda)}{}^a{}_{\mu b} \tilde{F}^{b\mu\nu}, \quad (4.45)$$

$$\partial_\mu F^{a\mu\nu} = A^{(0)} R^a{}_\mu{}^{\mu\nu} - \omega^a{}_{\mu b} F^{b\mu\nu}. \quad (4.46)$$

The first equation is similar to Eq. (2.185), representing the first two Maxwell equations of classical electrodynamics in Hodge dual formulation. Therefore, we can again interpret the right-hand sides of both equations as an homogeneous and inhomogeneous current. Similarly to (4.36, 4.37) we can write:

$$\partial_\mu \tilde{F}^{a\mu\nu} = \mu_0 j^{a\nu}, \quad (4.47)$$

$$\partial_\mu F^{a\mu\nu} = \mu_0 J^{a\nu} \quad (4.48)$$

with

$$j^{a\nu} := \frac{1}{\mu_0} \left( A^{(0)} \tilde{R}^a{}_\mu{}^{\mu\nu} - \omega_{(\Lambda)}{}^a{}_{\mu b} \tilde{F}^{b\mu\nu} \right), \quad (4.49)$$

$$J^{a\nu} := \frac{1}{\mu_0} \left( A^{(0)} R^a{}_\mu{}^{\mu\nu} - \omega^a{}_{\mu b} F^{b\mu\nu} \right). \quad (4.50)$$

Now we have arrived at 1-forms for the currents, which can be set into relation with classical expressions. The covariant 4-current density is written in tangent space as

$$(J^a)_\mu = \begin{bmatrix} J^a_0 \\ J^a_1 \\ J^a_2 \\ J^a_3 \end{bmatrix}. \quad (4.51)$$

To use the components in the usual contravariant form we have to raise the coordinate indices, which gives a sign change of space components according to the Minkowski metric:

$$(J^a)^\nu = \begin{bmatrix} J^{a0} \\ J^{a1} \\ J^{a2} \\ J^{a3} \end{bmatrix} = \begin{bmatrix} J^a_0 \\ -J^a_1 \\ -J^a_2 \\ -J^a_3 \end{bmatrix}. \quad (4.52)$$

The 0-component is defined by

$$J^{a0} = c\rho^a. \quad (4.53)$$

The right-hand side of  $J^{a0}$  has the units of  $\frac{m}{s} \frac{C}{m^3} = \frac{C}{m^2 s} = \frac{A}{m^2}$ , which is the same current density unit as used for the spatial components.

We conclude this section with the hint that the currents are geometrical quantities and not externally imposed as in Maxwell's theory. The field equations are fully geometric, no terms are added defining an external energy-momentum like in Einstein's general relativity. Since the currents depends on the fields  $F$ , for which the equations have to be solved, we have an intrinsic nonlinearity. A similar case is known from Ohm's law where the current density is assumed to be proportional to the electric field via the conductivity  $\sigma$ , which in general is a tensor. In most cases,  $\sigma$  is assumed to be a scalar quantity, and Ohm's law is used for the current term in classical electrodynamics:

$$\mathbf{J} = \sigma \mathbf{E}. \quad (4.54)$$

Comparing this with Eq. (4.50), the conductivity takes the role of a constant scalar spin connection. However, the ECE field equations are valid in a curved and twisted spacetime, going far beyond the Minkowski space of Maxwell's equations and special relativity.

### 4.2.3 The field equations in vector form

It was already demonstrated in Example 2.12, how the Gauss and Faraday laws are derived from a tensor equation of the Hodge dual of the classical electromagnetic field,  $\tilde{F}^{\mu\nu}$ . It is easy to extend this procedure to the field equation (4.47):

$$\partial_\mu \tilde{F}^{a\mu\nu} = \mu_0 j^{a\nu}. \quad (4.55)$$

According to Eq. (4.10), the field is an antisymmetric tensor, consisting of electric and magnetic field components. In Examples 2.11 and 2.12, the field tensor was given in electric field units of V/m for convenience. We have the freedom of choice for these units. Here we use the units of the magnetic field (Tesla) so that we obtain the same constants in the vector equations as we do in Maxwell's equations. This means that we have to make the following replacements:

$$\begin{aligned} E^\mu &\rightarrow E^\mu/c, \\ cB^\mu &\rightarrow B^\mu. \end{aligned}$$

In addition, the fields have to be augmented by the polarization index  $a$ :

$$\tilde{F}^{a\mu\nu} = \begin{bmatrix} \tilde{F}^{a00} & \tilde{F}^{a01} & \tilde{F}^{a02} & \tilde{F}^{a03} \\ \tilde{F}^{a10} & \tilde{F}^{a11} & \tilde{F}^{a12} & \tilde{F}^{a13} \\ \tilde{F}^{a20} & \tilde{F}^{a21} & \tilde{F}^{a22} & \tilde{F}^{a23} \\ \tilde{F}^{a30} & \tilde{F}^{a31} & \tilde{F}^{a32} & \tilde{F}^{a33} \end{bmatrix} = \begin{bmatrix} 0 & B^a1 & B^a2 & B^a3 \\ -B^a1 & 0 & -E^{a3}/c & E^{a2}/c \\ -B^a2 & E^{a3}/c & 0 & -E^{a1}/c \\ -B^a3 & -E^{a2}/c & E^{a1}/c & 0 \end{bmatrix}. \quad (4.56)$$

The homogeneous field equations are obtained by specific selection of indices, in the following way. Eq. (4.55) consists of four equations ( $\nu = 0, \dots, 3$ ), each with four summands of  $\mu$  on the

left-hand side. The case  $\mu = \nu$  leads to diagonal elements of  $F$ , so these terms can be omitted. The generalized Gauss law is obtained by choosing  $\nu = 0$ , which leads to

$$\partial_1 \tilde{F}^{a10} + \partial_2 \tilde{F}^{a20} + \partial_3 \tilde{F}^{a30} = -\partial_1 B^{a1} - \partial_2 B^{a2} - \partial_3 B^{a3} = \mu_0 j^{a0}. \quad (4.57)$$

In vector notation this is

$$\nabla \cdot \mathbf{B}^a = -\mu_0 j^{a0}. \quad (4.58)$$

The Faraday law of induction is obtained by choosing  $\nu = 1, 2, 3$  and consists of three component equations:

$$\begin{aligned} \partial_0 \tilde{F}^{a01} + \partial_2 \tilde{F}^{a21} + \partial_3 \tilde{F}^{a31} &= \mu_0 j^{a1}, \\ \partial_0 \tilde{F}^{a02} + \partial_1 \tilde{F}^{a12} + \partial_3 \tilde{F}^{a32} &= \mu_0 j^{a2}, \\ \partial_0 \tilde{F}^{a03} + \partial_1 \tilde{F}^{a13} + \partial_2 \tilde{F}^{a23} &= \mu_0 j^{a3}. \end{aligned} \quad (4.59)$$

These can be written, according to (4.56), as

$$\begin{aligned} \partial_0 B^{a1} + \partial_2 E^{a3}/c - \partial_3 E^{a2}/c &= \mu_0 j^{a1}, \\ \partial_0 B^{a2} - \partial_1 E^{a3}/c + \partial_3 E^{a1}/c &= \mu_0 j^{a2}, \\ \partial_0 B^{a3} + \partial_1 E^{a2}/c - \partial_2 E^{a1}/c &= \mu_0 j^{a3}. \end{aligned} \quad (4.60)$$

Taking into account  $\partial_0 = \frac{1}{c} \frac{\partial}{\partial t}$ , these equations can be condensed into one vector equation, which is

$$\frac{\partial \mathbf{B}^a}{\partial t} + \nabla \times \mathbf{E}^a = c \mu_0 \mathbf{j}^a. \quad (4.61)$$

We see that these “homogeneous” equations are not actually homogeneous, because there is a magnetic charge density  $j^{a0}$  and a magnetic current vector  $\mathbf{j}^a$ , in general. In nearly all practical applications, however, we will set

$$j^{a0} = 0, \quad (4.62)$$

$$\mathbf{j}^a = \mathbf{0}. \quad (4.63)$$

The Coulomb and Ampère-Maxwell laws are derived in a completely analogous way from Eq. (4.48):

$$\partial_\mu F^{a\mu\nu} = \mu_0 J^{a\nu}. \quad (4.64)$$

According to Eq. (4.9), the contravariant field tensor (in Tesla units) is:

$$F^{a\mu\nu} = \begin{bmatrix} F^{a00} & F^{a01} & F^{a02} & F^{a03} \\ F^{a10} & F^{a11} & F^{a12} & F^{a13} \\ F^{a20} & F^{a21} & F^{a22} & F^{a23} \\ F^{a30} & F^{a31} & F^{a32} & F^{a33} \end{bmatrix} = \begin{bmatrix} 0 & -E^{a1}/c & -E^{a2}/c & -E^{a3}/c \\ E^{a1}/c & 0 & -B^{a3} & B^{a2} \\ E^{a2}/c & B^{a3} & 0 & -B^{a1} \\ E^{a3}/c & -B^{a2} & B^{a1} & 0 \end{bmatrix}. \quad (4.65)$$

We obtain the generalized Coulomb law by choosing  $\nu = 0$ :

$$\partial_1 F^{10} + \partial_2 F^{20} + \partial_3 F^{30} = \mu_0 J^{a0}, \quad (4.66)$$

which, in vector notation, is

$$\nabla \cdot \mathbf{E}^a = c \mu_0 J^{a0}. \quad (4.67)$$

Because the 0-component of the current density is the charge density (see Eq. (4.53)) this equation can also be written as

$$\nabla \cdot \mathbf{E}^a = \frac{\rho^a}{\epsilon_0}. \quad (4.68)$$

The Ampère-Maxwell law follows from choosing  $\nu = 1, 2, 3$ , giving three component equations:

$$\begin{aligned} \partial_0 F^{a01} + \partial_2 F^{a21} + \partial_3 F^{a31} &= \mu_0 J^{a1}, \\ \partial_0 F^{a02} + \partial_1 F^{a12} + \partial_3 F^{a32} &= \mu_0 J^{a2}, \\ \partial_0 F^{a03} + \partial_1 F^{a13} + \partial_2 F^{a23} &= \mu_0 J^{a3}, \end{aligned} \quad (4.69)$$

which with the aid of (4.65) become:

$$\begin{aligned} -\partial_0 E^{a01}/c + \partial_2 B^{a3} - \partial_3 B^{a2} &= \mu_0 J^{a1}, \\ -\partial_0 E^{a02}/c - \partial_1 B^{a3} + \partial_3 B^{a1} &= \mu_0 J^{a2}, \\ -\partial_0 E^{a03}/c + \partial_1 B^{a2} - \partial_2 B^{a1} &= \mu_0 J^{a3}. \end{aligned} \quad (4.70)$$

These can be condensed into one vector equation again:

$$-\frac{1}{c^2} \frac{\partial \mathbf{E}^a}{\partial t} + \nabla \times \mathbf{B}^a = \mu_0 \mathbf{J}^a. \quad (4.71)$$

Ultimately, we arrive at the Maxwell-like field equations, in vector form:

$$\nabla \cdot \mathbf{B}^a = -\mu_0 j^{a0}, \quad (4.72)$$

$$\frac{\partial \mathbf{B}^a}{\partial t} + \nabla \times \mathbf{E}^a = c \mu_0 \mathbf{j}^a, \quad (4.73)$$

$$\nabla \cdot \mathbf{E}^a = \frac{\rho^a}{\epsilon_0}, \quad (4.74)$$

$$-\frac{1}{c^2} \frac{\partial \mathbf{E}^a}{\partial t} + \nabla \times \mathbf{B}^a = \mu_0 \mathbf{J}^a, \quad (4.75)$$

which correspond, according to Eqs. (4.13 - 4.16), to the Gauss law, the Faraday law, the Coulomb law and the Ampère-Maxwell law. These equations are valid in a generally covariant spacetime. Because of the four values for the polarization index  $a$ , the equation system consists of  $4 \cdot 8 = 32$  equations. There are only  $4 \cdot 6 = 24$  variables. It is known, however, that the Gauss law is dependent on the Faraday law, and the Coulomb law is dependent on the Ampère-Maxwell law. Therefore, there are only 24 independent equations, and the equation system is uniquely defined. In particular, the equations for each  $a$  index separate. The meaning of the polarization index will be clarified next through two detailed examples.

#### 4.2.4 Examples of ECE field equations

##### The Coulomb law in Cartan geometry

■ **Example 4.1** In Chapters 2 and 3 we demonstrated, by examples, how all elements of a given tetrad can be calculated within Cartan geometry. Now we extend this method to physical fields.

One of the simplest and most important cases in electrodynamics is the Coulomb potential. In 4-vector notation, the potential is the 0-component

$$A^0 = \frac{\phi(r)}{c} = \frac{1}{c} \frac{q_e}{4\pi\epsilon_0 r}, \quad (4.76)$$

where  $q_e$  is the central point charge and  $r$  is the radial coordinate of a spherical coordinate system

$$(X^\mu) = \begin{bmatrix} t \\ r \\ \theta \\ \phi \end{bmatrix}. \quad (4.77)$$

According to Eq. (4.2), the potential corresponds to the first diagonal element of the tetrad:

$$\phi(r) = c A^{(0)} q^{(0)}_0. \quad (4.78)$$

Inserting the potential into the  $q$  matrix gives

$$(q^a_\mu) = \frac{1}{2} \frac{(A^a_\mu)}{A^{(0)}} = \frac{1}{A^{(0)}} \begin{bmatrix} \frac{\phi(r)}{c} & 0 & 0 & 0 \\ 0 & 0 & 0 & 0 \\ 0 & 0 & 0 & 0 \\ 0 & 0 & 0 & 0 \end{bmatrix}, \quad (4.79)$$

which is a singular matrix. Cartan Geometry, however, is only defined with non-singular tetrads (see Section 2.5.1). Therefore, a vector potential is necessarily required, in addition to a scalar potential. We choose the simplest form, a constant vector potential, which gives no magnetostatic field. The final form of the tetrad then is

$$(q^a_\mu) = \frac{1}{2} \begin{bmatrix} \frac{C_0}{r} & 0 & 0 & 0 \\ 0 & -C_1 & 0 & 0 \\ 0 & 0 & -C_2 & 0 \\ 0 & 0 & 0 & -C_3 \end{bmatrix}, \quad (4.80)$$

where

$$C_0 = \frac{q_e}{A^{(0)} c 4\pi\epsilon_0} \quad (4.81)$$

and the  $C_i$  are arbitrary constants for  $i = 1, 2, 3$ . For simplicity of results, we assume  $C_i > 0$  and omit the factors  $A^{(0)}$  and  $c$ . Then, the vector potential is

$$\mathbf{A} = \begin{bmatrix} C_1 \\ C_2 \\ C_3 \end{bmatrix}. \quad (4.82)$$

Cartan geometry is now applied as follows (we repeat the relevant equations):

Metric compatibility (2.149):

$$D_\sigma g_{\mu\nu} = \partial_\sigma g_{\mu\nu} - \Gamma^\lambda_{\sigma\mu} g_{\lambda\nu} - \Gamma^\lambda_{\sigma\nu} g_{\mu\lambda} = 0 \quad (4.83)$$

with an explicit antisymmetry requirement for all non-diagonal  $\Gamma$  elements (2.156):

$$\Gamma^\rho_{\mu\nu} = -\Gamma^\rho_{\nu\mu}. \quad (4.84)$$

The metric (2.204):

$$g_{\mu\nu} = n q^a_\mu q^b_\nu \eta_{ab}, \quad (4.85)$$

$$g^{\mu\nu} = \frac{1}{n} q^\mu_a q^\nu_b \eta^{ab}. \quad (4.86)$$

The spin connection (2.235):

$$\omega_{\mu b}^a = q^a_{\nu} q^{\lambda}_b \Gamma^{\nu}_{\mu\lambda} - q^{\lambda}_b \partial_{\mu} q^a_{\lambda}. \quad (4.87)$$

The  $\Lambda$  connection and its spin connection (3.48-3.49):

$$\Lambda^{\lambda}_{\mu\nu} = \frac{1}{2} |g|^{-1/2} \eta^{\rho\alpha} \eta^{\sigma\beta} \varepsilon_{\rho\sigma\mu\nu} \Gamma^{\lambda}_{\alpha\beta}, \quad (4.88)$$

$$\omega_{(\Lambda)\mu b}^a = q^a_{\nu} q^{\lambda}_b \Lambda^{\nu}_{\mu\lambda} - q^{\lambda}_b \partial_{\mu} q^a_{\lambda}. \quad (4.89)$$

The torsion and curvature tensors:

$$R^{\lambda}_{\mu\nu\rho} = \partial_{\mu} \Gamma^{\lambda}_{\nu\rho} - \partial_{\nu} \Gamma^{\lambda}_{\mu\rho} + \Gamma^{\lambda}_{\mu\sigma} \Gamma^{\sigma}_{\nu\rho} - \Gamma^{\lambda}_{\nu\sigma} \Gamma^{\sigma}_{\mu\rho}, \quad (4.90)$$

$$T^{\lambda}_{\mu\nu} = \Gamma^{\lambda}_{\mu\nu} - \Gamma^{\lambda}_{\nu\mu}, \quad (4.91)$$

and their forms:

$$R^a_{b\mu\nu} = q^a_{\rho} q^{\sigma}_b R^{\rho}_{\sigma\mu\nu}, \quad (4.92)$$

$$T^a_{\mu\nu} = q^a_{\lambda} T^{\lambda}_{\mu\nu}, \quad (4.93)$$

and contravariant forms:

$$R^{a\mu\nu}_b = \eta^{\mu\rho} \eta^{\nu\sigma} R^a_{b\rho\sigma}, \quad (4.94)$$

$$T^{a\mu\nu} = \eta^{\mu\rho} \eta^{\nu\sigma} T^a_{\rho\sigma}. \quad (4.95)$$

Now we evaluate the equations with the tetrad (4.80) (the Maxima code is in [78]). This gives  $\Gamma$  connections with four unspecified parameters  $D_1$  to  $D_4$ :

$$\Gamma^0_{01} = \frac{1}{r} \quad (4.96)$$

$$\Gamma^0_{10} = -\frac{1}{r}$$

$$\Gamma^0_{12} = \frac{D_4 C_2^2 r^2}{C_0^2}$$

$$\Gamma^0_{13} = -\frac{D_3 C_1^2 r^2}{C_0^2}$$

...

It is possible to set the  $D_i$  to zero:

$$D_1 = D_2 = D_3 = D_4 = 0. \quad (4.97)$$

Then, only three non-vanishing connections remain:

$$\Gamma^0_{01} = \frac{1}{r}, \quad (4.98)$$

$$\Gamma^0_{10} = -\frac{1}{r}, \quad (4.99)$$

$$\Gamma^1_{00} = \frac{C_0^2}{C_1^2 r^3}. \quad (4.100)$$

The first pair is antisymmetric, while the third connection is a diagonal element which does not contribute to torsion.

Applying Eq. (4.87), the non-vanishing spin connections are

$$\omega_{0(1)}^{(0)} = -\frac{C_0}{C_1 r^2}, \quad (4.101)$$

$$\omega_{0(0)}^{(1)} = -\frac{C_0}{C_1 r^2}, \quad (4.102)$$

which are antisymmetric in indices in  $a$  and  $b$ . (Please notice that the upper index  $a$  has to be lowered for comparison, which gives a sign change for the second connection element.) We have written the Latin indices in parentheses in order to distinguish these numbers from those stemming from Greek indices.

The Hodge duals of the  $\Gamma$  connection are

$$\Lambda_{23}^0 = -\frac{1}{r}, \quad (4.103)$$

$$\Lambda_{32}^0 = \frac{1}{r}, \quad (4.104)$$

and are complementary to the  $\Gamma$ 's in the lower indices. The non-zero  $\Lambda$  spin connections are

$$\omega_{(\Lambda)1(0)}^{(0)} = \frac{1}{r}, \quad (4.105)$$

$$\omega_{(\Lambda)2(3)}^{(0)} = \frac{C_0}{C_3 r^2}, \quad (4.106)$$

$$\omega_{(\Lambda)3(2)}^{(0)} = -\frac{C_0}{C_2 r^2}. \quad (4.107)$$

It is important to note that the connection  $\omega_{(\Lambda)1(0)}^{(0)}$  has the form that was derived in early papers of the UFT series. In those papers, the spin connections for  $\Gamma$  and  $\Lambda$  had not been discerned, and which one was meant depended on the field equations used. In the inhomogeneous current (Coulomb and Ampère-Maxwell laws), the  $\Lambda$  spin connections appear.

The non-vanishing torsion and curvature tensor elements are

$$T_{01}^0 = -T_{10}^0 = \frac{2}{r}, \quad (4.108)$$

$$R_{101}^0 = -R_{110}^0 = \frac{2}{r^2}, \quad (4.109)$$

$$R_{001}^1 = -R_{010}^1 = \frac{2C_0^2}{C_1^2 r^4}, \quad (4.110)$$

which are all antisymmetric in the last two indices. The same holds for the torsion and curvature forms:

$$T_{01}^{(0)} = -T_{10}^{(0)} = \frac{C_0}{r^2}, \quad (4.111)$$

$$R_{(1)01}^{(0)} = -R_{(1)10}^{(0)} = -\frac{2C_0}{C_1 r^3}, \quad (4.112)$$

$$R_{(0)01}^{(1)} = -R_{(0)10}^{(1)} = -\frac{2C_0}{C_1 r^3}. \quad (4.113)$$

The final results are obtained by inserting the torsion elements into Eq. (4.65) leading, e.g., to

$$F^{a01} = A^{(0)} T^{a01} = \frac{E^{a1}}{c}, \quad (4.114)$$



from which follows

$$E^{a1} = cA^{(0)}T^{a01}, \quad (4.115)$$

which is the r-component of the fields  $\mathbf{E}^a$ . The field elements for all other  $a$  values are obtained in the same way. This gives for the electric fields

$$\mathbf{E}^{(0)} = cA^{(0)} \begin{bmatrix} \frac{C_0}{r^2} \\ 0 \\ 0 \end{bmatrix}, \quad (4.116)$$

$$\mathbf{E}^{(1)} = \mathbf{E}^{(2)} = \mathbf{E}^{(3)} = \mathbf{0}, \quad (4.117)$$

and for the magnetic fields

$$\mathbf{B}^{(0)} = \mathbf{B}^{(1)} = \mathbf{B}^{(2)} = \mathbf{B}^{(3)} = \mathbf{0}. \quad (4.118)$$

Only the electric 0-component of polarization is not a zero vector, and all polarizations of the magnetic field vanish. This is exactly the classical result

$$\mathbf{E}^{(0)} = \mathbf{E} = \frac{q_e}{4\pi\epsilon_0 r^2}. \quad (4.119)$$

It is seen that - despite the purely classical result - there are non-vanishing spin connections and curvature tensor elements. This shows that ECE theory gives results beyond classical electromagnetism. The latter is based on special relativity only. ■

#### Circularly polarized plane wave in complex basis - the $\mathbf{B}^{(3)}$ field

■ **Example 4.2** In the early 1990s, Myron Evans developed what is known as the B(3) field, a longitudinal field of electrodynamics [25–27] that describes a longitudinal component of electromagnetic waves. He then generalized this theory to O(3) electrodynamics [27, 28], in the late 1990s, and these two theories culminated in ECE theory, in 2003.

We will now present the basics of O(3) electrodynamics and show how circularly polarized plane waves (Figs. 4.1, 4.2) can be attributed to different polarization vectors of the electric and magnetic fields.

The usual orthonormal basis of the three-dimensional cartesian space is described by the unit vectors  $\mathbf{i}, \mathbf{j}, \mathbf{k}$ :

$$\mathbf{i} = \begin{bmatrix} 1 \\ 0 \\ 0 \end{bmatrix}, \quad \mathbf{j} = \begin{bmatrix} 0 \\ 1 \\ 0 \end{bmatrix}, \quad \mathbf{k} = \begin{bmatrix} 0 \\ 0 \\ 1 \end{bmatrix}. \quad (4.120)$$

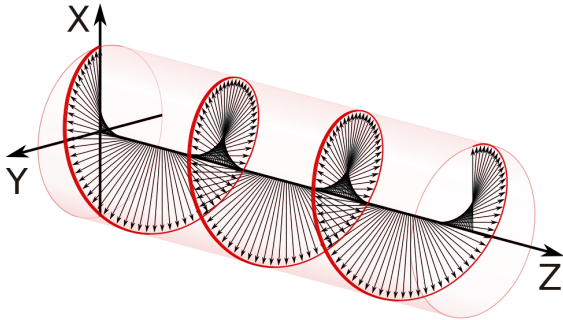


Figure 4.1: Right-polarized wave [91].

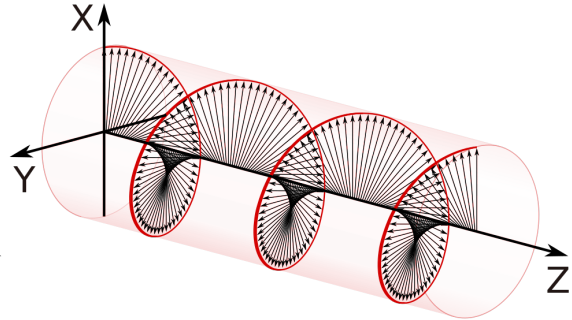


Figure 4.2: left-polarized wave [92].

These fulfill the circular relations

$$\mathbf{i} \times \mathbf{j} = \mathbf{k}, \quad (4.121)$$

$$\mathbf{j} \times \mathbf{k} = \mathbf{i}, \quad (4.122)$$

$$\mathbf{k} \times \mathbf{i} = \mathbf{j}. \quad (4.123)$$

In  $O(3)$  electrodynamics, a complex circular basis in flat space is used, denoted by  $\mathbf{q}^{(1)}, \mathbf{q}^{(2)}, \mathbf{q}^{(3)}$ . The transformation equations from the cartesian to the complex circular basis are:

$$\mathbf{q}^{(1)} = \frac{1}{\sqrt{2}}(\mathbf{i} - i\mathbf{j}), \quad (4.124)$$

$$\mathbf{q}^{(2)} = \frac{1}{\sqrt{2}}(\mathbf{i} + i\mathbf{j}), \quad (4.125)$$

$$\mathbf{q}^{(3)} = \mathbf{k}, \quad (4.126)$$

where  $i$  is the imaginary unit (not to be confused with the unit vector  $\mathbf{i}$ ). These vectors have a spacial circular relation, which is characteristic for  $O(3)$  symmetry:

$$\mathbf{q}^{(1)} \times \mathbf{q}^{(2)} = i\mathbf{q}^{(3)*}, \quad (4.127)$$

$$\mathbf{q}^{(2)} \times \mathbf{q}^{(1)} = i\mathbf{q}^{(1)*}, \quad (4.128)$$

$$\mathbf{q}^{(3)} \times \mathbf{q}^{(1)} = i\mathbf{q}^{(2)*}. \quad (4.129)$$

In contrast to (4.121 - 4.123), the cross products of two basis vectors do not lead directly to the third vector, but to the conjugate vector, multiplied by the imaginary unit. Eqs. (4.124 - 4.126) are basis transformations, therefore they can be interpreted directly as a Cartan tetrad  $q^a_\mu$  where indices  $a$  and  $\mu$  run from 1 to 3. Consequently, we can define vector potentials according to the first ECE axiom (4.11), multiplying the  $\mathbf{q}$ 's by the factor  $A^{(0)}$ :

$$\mathbf{A}^{(1)} = A^{(0)}\mathbf{q}^{(1)}, \quad (4.130)$$

$$\mathbf{A}^{(2)} = A^{(0)}\mathbf{q}^{(2)}, \quad (4.131)$$

$$\mathbf{A}^{(3)} = A^{(0)}\mathbf{q}^{(3)}. \quad (4.132)$$

In so doing, we have defined potentials for three polarization directions, where these directions coincide with the axes of the coordinate system. The polarization in  $Z$  direction is constant:

$$\mathbf{A}^{(3)} = A^{(0)}\mathbf{k}. \quad (4.133)$$

In the absence of rotation around  $Z$ , we have:

$$\nabla \times \mathbf{A}^{(1)} = \nabla \times \mathbf{A}^{(2)} = \mathbf{0}. \quad (4.134)$$

Now we define a wave of  $\mathbf{A}$  vectors rotating in the  $XY$  plane:

$$\mathbf{A}^{(1)} = A^{(0)}\mathbf{q}^{(1)}e^{i(\omega t - \kappa Z)}, \quad (4.135)$$

$$\mathbf{A}^{(2)} = A^{(0)}\mathbf{q}^{(2)}e^{-i(\omega t - \kappa Z)}, \quad (4.136)$$

$$\mathbf{A}^{(3)} = A^{(0)}\mathbf{q}^{(3)}, \quad (4.137)$$

where  $\omega$  is a time frequency, and  $\kappa$  is a wave number (the spatial frequency of a wave, measured in cycles per unit distance) in the  $Z$  direction. The first two  $\mathbf{A}$  vectors define a left and right rotation around the  $Z$  axis. They are related by

$$\mathbf{A}^{(1)} = \mathbf{A}^{(2)*}. \quad (4.138)$$

$\mathbf{A}^{(3)}$  is a constant vector in the  $Z$  direction.

The magnetic field of O(3) electrodynamics is defined by

$$\mathbf{B}^{(1)*} = -i \frac{\kappa}{A^{(0)}} \mathbf{A}^{(2)} \times \mathbf{A}^{(3)}, \quad (4.139)$$

$$\mathbf{B}^{(2)*} = -i \frac{\kappa}{A^{(0)}} \mathbf{A}^{(3)} \times \mathbf{A}^{(1)}, \quad (4.140)$$

$$\mathbf{B}^{(3)*} = -i \frac{\kappa}{A^{(0)}} \mathbf{A}^{(1)} \times \mathbf{A}^{(2)}, \quad (4.141)$$

(notice that conjugated quantities are defined on the left-hand side). These fields obey the *B cyclic theorem*:

$$\mathbf{B}^{(1)} \times \mathbf{B}^{(2)} = iA^{(0)} \kappa \mathbf{B}^{(3)*}, \quad (4.142)$$

$$\mathbf{B}^{(2)} \times \mathbf{B}^{(3)} = iA^{(0)} \kappa \mathbf{B}^{(1)*}, \quad (4.143)$$

$$\mathbf{B}^{(3)} \times \mathbf{B}^{(1)} = iA^{(0)} \kappa \mathbf{B}^{(2)*}. \quad (4.144)$$

This is proven using computer algebra [79], along with many other theorems. It is also possible to define the first two polarizations in the same way as in conventional electrodynamics:

$$\mathbf{B}^{(1)} = \nabla \times \mathbf{A}^{(1)}, \quad (4.145)$$

$$\mathbf{B}^{(2)} = \nabla \times \mathbf{A}^{(2)}. \quad (4.146)$$

However, then there is no  $\mathbf{B}^{(3)}$  field, because  $\mathbf{A}^{(3)}$  is constant and therefore

$$\nabla \times \mathbf{A}^{(3)} = \mathbf{0}. \quad (4.147)$$

So  $\mathbf{B}^{(3)}$  can only be defined by Eq. (4.141):

$$\mathbf{B}^{(3)} = i \frac{\kappa}{A^{(0)}} \mathbf{A}^{(1)*} \times \mathbf{A}^{(2)*}. \quad (4.148)$$

The  $\mathbf{B}^{(3)}$  field

$$\mathbf{B}^{(3)} = A^{(0)} \kappa \mathbf{k} \quad (4.149)$$

has been studied in great detail [25,27]. It is a radiated magnetic field or flux density in the direction of wave propagation. Such a field is not known in ordinary electrodynamics. When the wave hits matter, it creates a magnetization in the propagation direction, which is known as the inverse Faraday effect. Besides this, there are other effects in spectroscopy that can be explained by the  $\mathbf{B}^{(3)}$  field, namely in optical NMR and in laser technology [25].

Interestingly, there is no electrical  $\mathbf{E}^{(3)}$  field. Electric field vectors of both left and right circular polarization can be defined by

$$\mathbf{E}^{(1)} = E^{(0)} \frac{1}{\sqrt{2}} (\mathbf{i} + i\mathbf{j}) e^{i(\omega t - \kappa Z)}, \quad (4.150)$$

$$\mathbf{E}^{(2)} = E^{(0)} \frac{1}{\sqrt{2}} (\mathbf{i} - i\mathbf{j}) e^{-i(\omega t - \kappa Z)}, \quad (4.151)$$

and are perpendicular to the magnetic fields. The  $\mathbf{E}^{(3)}$  field has to be the cross product of  $\mathbf{E}^{(1)}$  and  $\mathbf{E}^{(2)}$ , giving

$$\mathbf{E}^{(3)} = \frac{1}{E^{(0)}} \mathbf{E}^{(1)} \times \mathbf{E}^{(2)} = -iE^{(0)} \mathbf{k}, \quad (4.152)$$

with a suitable constant  $E^{(0)}$ , and is purely imaginary. Therefore, no physical  $\mathbf{E}^{(3)}$  field exists (and has never been observed).

There is another interesting relation for circular plane waves. By comparison with the results of Eqs. (4.139 - 4.141) we find that

$$\mathbf{B}^{(1)} = \kappa_1 \mathbf{A}^{(1)}, \quad (4.153)$$

$$\mathbf{B}^{(2)} = \kappa_2 \mathbf{A}^{(2)}, \quad (4.154)$$

$$\mathbf{B}^{(3)} = \kappa_3 \mathbf{A}^{(3)}, \quad (4.155)$$

which, by comparison with (4.145 - 4.147), gives three *Beltrami conditions*:

$$\nabla \times \mathbf{A}^{(1)} = \kappa \mathbf{A}^{(1)}, \quad (4.156)$$

$$\nabla \times \mathbf{A}^{(2)} = \kappa \mathbf{A}^{(2)}, \quad (4.157)$$

$$\nabla \times \mathbf{A}^{(3)} = 0 \cdot \mathbf{A}^{(3)}. \quad (4.158)$$

These have to do with longitudinal waves, where electric and magnetic fields are not perpendicular to each other, and will be discussed later in this book. All calculations in this example can be verified by computer algebra code [79]. ■

### 4.3 The wave equation

It was shown in Section 2.5.5 that a wave equation can be derived from the tetrad postulate. This is called the Evans lemma, Eq. (2.258):

$$\square q^a_v + R q^a_v = 0. \quad (4.159)$$

This is an equation for the tetrad and contains a scalar curvature  $R$ , which, according to Eq. (2.257), is defined by the tetrad, spin connection and  $\Gamma$  connection terms of Cartan geometry:

$$R = q^v_a \left( \partial^\mu (\omega^a_{\mu b} q^b_v) - \partial^\mu (\Gamma^\lambda_{\mu\nu} q^a_\lambda) \right). \quad (4.160)$$

The Evans lemma can easily be transformed into a physical equation by applying the first ECE postulate (4.11), i.e., multiplying the equation by the constant  $A^{(0)}$ , to obtain physical units of a potential:

$$\square A^a_v + R A^a_v = 0. \quad (4.161)$$

The d'Alembert operator  $\square$  was already introduced in Section 2.5.5. In cartesian coordinates it reads:

$$\square = \frac{1}{c^2} \frac{\partial^2}{\partial t^2} - \frac{\partial^2}{\partial X^2} - \frac{\partial^2}{\partial Y^2} - \frac{\partial^2}{\partial Z^2}. \quad (4.162)$$

Eq. (4.161) is different from the wave equation of standard electrodynamics, which is

$$\square A^a_v = 0. \quad (4.163)$$

This equation has no curvature term and follows from (4.161) by  $R = 0$ , which indicates in a flat space without curvature and torsion. When the potential  $A^a_v$  is derived as a solution of this equation, it is not uniquely determined.  $A^a_v$  may be changed by a tensorial function  $\phi^a_v$ , whose derivatives vanish:

$$\square \phi^a_v = 0, \quad (4.164)$$

or, in a particular case,

$$\begin{aligned} \frac{\partial \phi^a_v}{\partial t} &= 0 \quad \text{and} \\ \nabla^2 \phi^a_v &= 0, \end{aligned} \quad (4.165)$$

so that

$$\square (A^a_v + \phi^a_v) = 0. \quad (4.166)$$

The particular case is called a *gauge operation*, which are the basis for quantum electrodynamics. When we use the ECE wave equation (4.161) instead, a re-gauging of the vector potential is no longer possible. Therefore, quantum electrodynamics is obsolete in the framework of ECE theory. All well-known effects of quantum electrodynamics, for example the Lamb shift in atomic spectra, can be explained by ECE theory directly, as a consequence of the fact that spacetime is not flat.

As a preview of ECE quantum mechanics, we state that the wave equation (4.161) can be quantized and is the basis of the Fermion equation, which is comparable to the Dirac equation in establishing relativistic quantum mechanics. The Fermion equation is not based on special relativity, but general relativity, a spacetime with curvature and torsion. The non-relativistic Schrödinger equation can be derived as an approximation of the Fermion equation, or, alternatively, from Einstein's relation for total energy. Thus, the ECE wave equation provides the foundation for all of ECE quantum mechanics.

The curvature term  $R$  in the ECE wave equation describes a coupling between spacetime or even gravitation and electromagnetism. Therefore,  $R$  may be replaced by a mass term and a dimensional factor. In order to obtain curvature units ( $1/\text{m}^2$ ), we replace  $R$  by  $(m_0 c/\hbar)^2$ , where  $m_0$  may be constant. This ensures that the dimensions are right, and we can write

$$\square A^a_v + \left(\frac{m_0 c}{\hbar}\right)^2 A^a_v = 0. \quad (4.167)$$

When applied to electromagnetic waves, it follows that photons have a rest mass  $m_0$ . This equation is identical to the Proca equation [29], which was derived by Proca independently before the advent of ECE theory. In the standard model, the Proca equation is directly incompatible with gauge invariance. The gauge principle is not tenable in a unified field theory such as ECE because the potential in ECE is physically relevant and cannot be “re-gauged”. In ECE theory the tetrad postulate is invariant under the general coordinate transform, and this is the principle that governs the potential field in ECE.

#### 4.4 Field equations in terms of potentials

The field equations of ECE theory are formally identical to Maxwell's equations, augmented by a polarization index, and are valid in a spacetime of general relativity. The connections of spacetime are not directly visible in this representation for the electric and magnetic force fields. However, we can make the underlying structure evident by replacing the force fields with their potentials. Because the force fields are identical with Cartan torsion, within a factor, we use the first Maurer-Cartan structure relation to express the force fields by their potentials and connections. The first Maurer-Cartan structure, Eq. (2.283), is the 2-form:

$$T^a = D \wedge q^a = d \wedge q^a + \omega^a_b \wedge q^b, \quad (4.168)$$

or written in tensor form:

$$T^a_{\mu\nu} = \partial_\mu q^a_\nu - \partial_\nu q^a_\mu + \omega^a_{\mu b} q^b_\nu - \omega^a_{\nu b} q^b_\mu. \quad (4.169)$$

Applying the ECE axioms

$$A^a_{\mu} = A^{(0)} q^a_{\mu}, \quad (4.170)$$

$$F^a_{\mu\nu} = A^{(0)} T^a_{\mu\nu}, \quad (4.171)$$

then leads to the equation

$$F^a_{\mu\nu} = \partial_{\mu} A^a_{\nu} - \partial_{\nu} A^a_{\mu} + \omega^a_{\mu b} A^b_{\nu} - \omega^a_{\nu b} A^b_{\mu}. \quad (4.172)$$

It is directly seen that this is an antisymmetric tensor consisting of the potential  $A$  and spin connection terms. In classical electrodynamics, the field tensor  $F_{\mu\nu}$  is defined from the potentials as

$$F_{\mu\nu} = \partial_{\mu} A_{\nu} - \partial_{\nu} A_{\mu}. \quad (4.173)$$

There is no polarization index and there are no spin connection terms, indicating that this is an equation of Minkowski space without curved spacetime. Eq. (4.172) is a generalized version of this equation, introducing curvature and torsion.

In the preceding section we have introduced the vector representation of the ECE field equations. Therefore, it is useful to replace the vectors  $\mathbf{E}^a$  and  $\mathbf{B}^a$  by their potentials according to Eq. (4.172). In classical physics, we have

$$\mathbf{E} = -\nabla\phi - \frac{\partial\mathbf{A}}{\partial t}, \quad (4.174)$$

$$\mathbf{B} = \nabla \times \mathbf{A}, \quad (4.175)$$

where  $\phi$  is the electric scalar potential and  $\mathbf{A}$  is the magnetic vector potential. The mapping between the elements of  $F$  and the electric and magnetic field was given by Eq. (4.65), but Eq. (4.56) can also be used, if the Hodge dual of  $F$  is considered. Here we use Eq. (4.65):

$$\mathbf{E}^a = \begin{bmatrix} E^{a1} \\ E^{a2} \\ E^{a3} \end{bmatrix} = -c \begin{bmatrix} F^{a01} \\ F^{a02} \\ F^{a03} \end{bmatrix}, \quad (4.176)$$

$$\mathbf{B}^a = \begin{bmatrix} B^{a1} \\ B^{a2} \\ B^{a3} \end{bmatrix} = \begin{bmatrix} F^{a32} \\ F^{a13} \\ F^{a21} \end{bmatrix}. \quad (4.177)$$

Then this follows from Eq. (4.172) for  $\mu = 0, \nu = 1, 2, 3$ :

$$F^a_{01} = \partial_0 A^a_1 - \partial_1 A^a_0 + \omega^a_{0b} A^b_1 - \omega^a_{1b} A^b_0, \quad (4.178)$$

$$F^a_{02} = \partial_0 A^a_2 - \partial_2 A^a_0 + \omega^a_{0b} A^b_2 - \omega^a_{2b} A^b_0, \quad (4.179)$$

$$F^a_{03} = \partial_0 A^a_3 - \partial_3 A^a_0 + \omega^a_{0b} A^b_3 - \omega^a_{3b} A^b_0. \quad (4.180)$$

We raise Greek indices in  $F$ ,  $A$  and  $\omega$ , which gives sign changes for  $\nu = 1, 2, 3$ :

$$-F^{a01} = -\partial_0 A^{a1} - \partial_1 A^{a0} - \omega^a_{0b} A^{b1} + \omega^a_{1b} A^{b0}, \quad (4.181)$$

$$-F^{a02} = -\partial_0 A^{a2} - \partial_2 A^{a0} - \omega^a_{0b} A^{b2} + \omega^a_{2b} A^{b0}, \quad (4.182)$$

$$-F^{a03} = -\partial_0 A^{a3} - \partial_3 A^{a0} - \omega^a_{0b} A^{b3} + \omega^a_{3b} A^{b0}. \quad (4.183)$$

Inserting (4.176), we obtain:

$$\frac{1}{c}E^{a1} = -\partial_0 A^{a1} - \partial_1 A^{a0} - \omega_{0b}^a A^{b1} + \omega_{b1}^a A^{b0}, \quad (4.184)$$

$$\frac{1}{c}E^{a2} = -\partial_0 A^{a2} - \partial_2 A^{a0} - \omega_{0b}^a A^{b2} + \omega_{b2}^a A^{b0}, \quad (4.185)$$

$$\frac{1}{c}E^{a3} = -\partial_0 A^{a3} - \partial_3 A^{a0} - \omega_{0b}^a A^{b3} + \omega_{b3}^a A^{b0}. \quad (4.186)$$

With

$$\partial_0 = \frac{1}{c} \frac{\partial}{\partial t} \quad \text{and} \quad A^{a0} = \frac{\phi^a}{c} \quad (4.187)$$

this follows in vector form:

$$\mathbf{E}^a = -\nabla \phi^a - \frac{\partial \mathbf{A}^a}{\partial t} - c \omega_{0b}^a \mathbf{A}^b + \omega_{b1}^a \phi^b. \quad (4.188)$$

Please notice that  $\omega_{b1}^a$  is a scalar and  $\omega_{0b}^a$  is a vector:

$$\omega_{b1}^a = \begin{bmatrix} \omega_{b1}^{a1} \\ \omega_{b1}^{a2} \\ \omega_{b1}^{a3} \end{bmatrix}. \quad (4.189)$$

The representation of the magnetic field vector is found from Eq. (4.177), using the corresponding combinations of  $\mu$  and  $\nu$ :

$$F_{32}^a = \partial_3 A_2^a - \partial_2 A_3^a + \omega_{3b}^a A_2^b - \omega_{2b}^a A_3^b, \quad (4.190)$$

$$F_{13}^a = \partial_1 A_3^a - \partial_3 A_1^a + \omega_{1b}^a A_3^b - \omega_{3b}^a A_1^b, \quad (4.191)$$

$$F_{21}^a = \partial_2 A_1^a - \partial_1 A_2^a + \omega_{2b}^a A_1^b - \omega_{1b}^a A_2^b. \quad (4.192)$$

With Greek indices raised, we obtain

$$F^{a32} = -\partial_3 A^{a2} + \partial_2 A^{a3} + \omega_{b3}^a A^{b2} - \omega_{b2}^a A^{b3}, \quad (4.193)$$

$$F^{a13} = -\partial_1 A^{a3} + \partial_3 A^{a1} + \omega_{b1}^a A^{b3} - \omega_{b3}^a A^{b1}, \quad (4.194)$$

$$F^{a21} = -\partial_2 A^{a1} + \partial_1 A^{a2} + \omega_{b2}^a A^{b1} - \omega_{b1}^a A^{b2}. \quad (4.195)$$

In vector form this can be written as

$$\mathbf{B}^a = \nabla \times \mathbf{A}^a - \omega_{b1}^a \times \mathbf{A}^b. \quad (4.196)$$

The first Maurer-Cartan structure equation leads to the complete set of field-potential relations in ECE electrodynamics:

$$\mathbf{E}^a = -\nabla \phi^a - \frac{\partial \mathbf{A}^a}{\partial t} - c \omega_{0b}^a \mathbf{A}^b + \omega_{b1}^a \phi^b, \quad (4.197)$$

$$\mathbf{B}^a = \nabla \times \mathbf{A}^a - \omega_{b1}^a \times \mathbf{A}^b. \quad (4.198)$$

Inserting these relations into the field equations (4.72 - 4.75) leads to

$$\nabla \cdot (\nabla \times \mathbf{A}^a - \omega^a_b \times \mathbf{A}^b) = -\mu_0 j^{a0} \quad (4.199)$$

$$\frac{\partial (\nabla \times \mathbf{A}^a - \omega^a_b \times \mathbf{A}^b)}{\partial t} + \nabla \times \left( -\nabla \phi^a - \frac{\partial \mathbf{A}^a}{\partial t} - c \omega^a_{0b} \mathbf{A}^b + \omega^a_b \phi^b \right) = c \mu_0 \mathbf{j}^a, \quad (4.200)$$

$$\nabla \cdot \left( -\nabla \phi^a - \frac{\partial \mathbf{A}^a}{\partial t} - c \omega^a_{0b} \mathbf{A}^b + \omega^a_b \phi^b \right) = \frac{\rho^a}{\epsilon_0}, \quad (4.201)$$

$$-\frac{1}{c^2} \frac{\partial \left( -\nabla \phi^a - \frac{\partial \mathbf{A}^a}{\partial t} - c \omega^a_{0b} \mathbf{A}^b + \omega^a_b \phi^b \right)}{\partial t} + \nabla \times (\nabla \times \mathbf{A}^a - \omega^a_b \times \mathbf{A}^b) = \mu_0 \mathbf{J}^a. \quad (4.202)$$

These equations can be simplified by using the theorems of vector algebra, giving:

$$\nabla \cdot (\omega^a_b \times \mathbf{A}^b) = \mu_0 j^{a0} \quad (4.203)$$

$$-c \nabla \times (\omega^a_{0b} \mathbf{A}^b) + \nabla \times (\omega^a_b \phi^b) - \frac{\partial (\omega^a_b \times \mathbf{A}^b)}{\partial t} = c \mu_0 \mathbf{j}^a, \quad (4.204)$$

$$\nabla \cdot \frac{\partial \mathbf{A}^a}{\partial t} + \nabla^2 \phi^a + c \nabla \cdot (\omega^a_{0b} \mathbf{A}^b) - \nabla \cdot (\omega^a_b \phi^b) = -\frac{\rho^a}{\epsilon_0}, \quad (4.205)$$

$$\begin{aligned} & \nabla (\nabla \cdot \mathbf{A}^a) - \nabla^2 \mathbf{A}^a - \nabla \times (\omega^a_b \times \mathbf{A}^b) \\ & + \frac{1}{c^2} \left( \frac{\partial^2 \mathbf{A}^a}{\partial t^2} + c \frac{\partial (\omega^a_{0b} \mathbf{A}^b)}{\partial t} + \nabla \frac{\partial \phi^a}{\partial t} - \frac{\partial (\omega^a_b \phi^b)}{\partial t} \right) = \mu_0 \mathbf{J}^a. \end{aligned} \quad (4.206)$$

These are the field equations in potential form. They are much more complicated than those written in terms of force fields. In the standard case of vanishing magnetic monopoles, we have  $j^{a0} = 0$ ,  $\mathbf{j}^a = \mathbf{0}$ , as usual. If there are no spin connections, the first two laws result in zero terms at the left-hand side, indicating that non-vanishing magnetic monopoles are only possible in a spacetime of general relativity.

If no polarization is present, we can omit the corresponding Latin indices. In this case, we only have one scalar and one vector potential, and one scalar and one vector spin connection:

$$\phi^a \rightarrow \phi, \quad (4.207)$$

$$\mathbf{A}^a \rightarrow \mathbf{A}, \quad (4.208)$$

$$\omega^a_{0b} \rightarrow \omega_0, \quad (4.209)$$

$$\omega^a_b \rightarrow \omega. \quad (4.210)$$

Then, Eqs. (4.197 - 4.98) simplify to

$$\mathbf{E} = -\nabla \phi - \frac{\partial \mathbf{A}}{\partial t} - c \omega_0 \mathbf{A} + \omega \phi, \quad (4.211)$$

$$\mathbf{B} = \nabla \times \mathbf{A} - \omega \times \mathbf{A}. \quad (4.212)$$

Compared to their form of Maxwell-Heaviside theory, Eqs. ((4.174 - 4.175), both of the fields  $\mathbf{E}$



and  $\mathbf{B}$  contain additional spin connection terms. The field equations (4.203 - 4.206) simplify to

$$\nabla \cdot (\boldsymbol{\omega} \times \mathbf{A}) = \mu_0 j^0, \quad (4.213)$$

$$-c \nabla \times (\boldsymbol{\omega}_0 \mathbf{A}) + \nabla \times (\boldsymbol{\omega} \phi) - \frac{\partial (\boldsymbol{\omega} \times \mathbf{A})}{\partial t} = c \mu_0 \mathbf{j}, \quad (4.214)$$

$$\nabla \cdot \frac{\partial \mathbf{A}}{\partial t} + \Delta \phi + c \nabla \cdot (\boldsymbol{\omega}_0 \mathbf{A}) - \nabla \cdot (\boldsymbol{\omega} \phi) = -\frac{\rho}{\epsilon_0}, \quad (4.215)$$

$$\begin{aligned} & \nabla (\nabla \cdot \mathbf{A}) - \Delta \mathbf{A} - \nabla \times (\boldsymbol{\omega} \times \mathbf{A}) \\ & + \frac{1}{c^2} \left( \frac{\partial^2 \mathbf{A}}{\partial t^2} + c \frac{\partial (\boldsymbol{\omega}_0 \mathbf{A})}{\partial t} + \nabla \frac{\partial \phi}{\partial t} - \frac{\partial (\boldsymbol{\omega} \phi)}{\partial t} \right) = \mu_0 \mathbf{J}. \end{aligned} \quad (4.216)$$

These are 8 component equations for 8 potential and spin connection variables. Formally, this equation system is uniquely defined, but the Gauss law is not independent from the Faraday law, and the Coulomb law is not independent from the Ampère-Maxwell law. This has to be taken into account when solving the equation system. The solutions become unique (the equations become independent) when the charge density and the current density are chosen in an unrelated way [33].





## 5. Advanced properties of electrodynamics

After having introduced ECE electrodynamics in Chapter 4, we complete the topic here by discussing special features and showing, through detailed examples, that they can be derived directly and easily with ECE theory, but not at all (or only with difficulty and inconsistencies) using standard physics.

### 5.1 The Antisymmetry laws

As shown in Section 2.5.4, the tetrad postulate can be written in form of Eq. (2.236) (with index renaming):

$$q^a_v \Gamma^v_{\mu\nu} = \partial_\mu q^a_v + q^b_v \omega^a_{\mu b}. \quad (5.1)$$

We can define a mixed-index  $\Gamma$  connection by

$$\Gamma^a_{\mu\lambda} := q^a_v \Gamma^v_{\mu\lambda} = \partial_\mu q^a_v + q^b_v \omega^a_{\mu b} \quad (5.2)$$

so that the antisymmetric Cartan torsion can be written as

$$T^a_{\mu\nu} = \Gamma^a_{\mu\nu} - \Gamma^a_{\nu\mu}. \quad (5.3)$$

In Chapter 2 we have found that the  $\Gamma$  connection may contain non-vanishing elements for  $\mu = \nu$  but only the antisymmetric parts for  $\mu \neq \nu$  are relevant. For a priori antisymmetric non-diagonal elements of  $\Gamma$  we have

$$\Gamma^a_{\mu\nu} = -\Gamma^a_{\nu\mu} \quad (5.4)$$

so that for the torsion form (5.3) it follows that:

$$T^a_{\mu\nu} = 2\Gamma^a_{\mu\nu} = 2\left(\partial_\mu q^a_v + q^b_v \omega^a_{\mu b}\right). \quad (5.5)$$

On the other hand, torsion can be written according to Eq. (4.169) as

$$T_{\mu\nu}^a = \partial_\mu q_\nu^a - \partial_\nu q_\mu^a + \omega_{\mu b}^a q_\nu^b - \omega_{\nu b}^a q_\mu^b. \quad (5.6)$$

Equating both expressions for  $T_{\mu\nu}^a$  then gives the relation

$$2 \left( \partial_\mu q_\nu^a + q_\nu^b \omega_{\mu b}^a \right) = \partial_\mu q_\nu^a - \partial_\nu q_\mu^a + \omega_{\mu b}^a q_\nu^b - \omega_{\nu b}^a q_\mu^b, \quad (5.7)$$

which can be rearranged to

$$\partial_\mu q_\nu^a + \partial_\nu q_\mu^a + \omega_{\mu b}^a q_\nu^b + \omega_{\nu b}^a q_\mu^b = 0. \quad (5.8)$$

This is the *antisymmetry condition* of ECE theory.

Next, we will discuss how this impacts the vector notation of  $\mathbf{E}$  and  $\mathbf{B}$  fields. Applying the ECE axioms (4.170 - 4.171) gives

$$\partial_\mu A_\nu^a + \partial_\nu A_\mu^a + \omega_{\mu b}^a A_\nu^b + \omega_{\nu b}^a A_\mu^b = 0. \quad (5.9)$$

For  $\mu = 0, \nu = 1, 2, 3$  we obtain

$$\partial_0 A_1^a + \partial_1 A_0^a + \omega_{0b}^a A_1^b + \omega_{1b}^a A_0^b = 0, \quad (5.10)$$

$$\partial_0 A_2^a + \partial_2 A_0^a + \omega_{0b}^a A_2^b + \omega_{2b}^a A_0^b = 0, \quad (5.11)$$

$$\partial_0 A_3^a + \partial_3 A_0^a + \omega_{0b}^a A_3^b + \omega_{3b}^a A_0^b = 0. \quad (5.12)$$

The Greek indices of  $A$  and  $\omega$  can be raised with sign change for  $\nu = 1, 2, 3$ . In vector notation this gives

$$-\frac{1}{c} \frac{\partial \mathbf{A}^a}{\partial t} + \nabla A_0^a - \omega_{0b}^a \mathbf{A}^b - \omega_b^a A_0^b = \mathbf{0}, \quad (5.13)$$

or, with  $A_0^a = \phi^a/c$ ,

$$-\frac{\partial \mathbf{A}^a}{\partial t} + \nabla \phi^a - c \omega_{0b}^a \mathbf{A}^b - \omega_b^a \phi^b = \mathbf{0}. \quad (5.14)$$

These are the *electric antisymmetry conditions*, because the terms of the ECE electric field appear. For  $\mu \neq 0$  we obtain from (5.9):

$$\partial_3 A_2^a + \partial_2 A_3^a + \omega_{3b}^a A_2^b + \omega_{2b}^a A_3^b = 0, \quad (5.15)$$

$$\partial_1 A_3^a + \partial_3 A_1^a + \omega_{1b}^a A_3^b + \omega_{3b}^a A_1^b = 0, \quad (5.16)$$

$$\partial_2 A_1^a + \partial_1 A_2^a + \omega_{2b}^a A_1^b + \omega_{1b}^a A_2^b = 0, \quad (5.17)$$

and with indices raised:

$$-\partial_3 A^{a2} - \partial_2 A^{a3} + \omega_b^{a3} A^{b2} + \omega_b^{a2} A^{b3} = 0, \quad (5.18)$$

$$-\partial_1 A^{a3} - \partial_3 A^{a1} + \omega_b^{a1} A^{b3} + \omega_b^{a3} A^{b1} = 0, \quad (5.19)$$

$$-\partial_2 A^{a1} - \partial_1 A^{a2} + \omega_b^{a2} A^{b1} + \omega_b^{a1} A^{b2} = 0. \quad (5.20)$$

These equations are called the *magnetic antisymmetry conditions*, because they relate to the magnetic vector potential  $\mathbf{A}^a$ . These equations have a permutational structure and cannot be written in vector form.

The antisymmetry conditions are constraints for the fields  $\mathbf{E}^a$  and  $\mathbf{B}^a$ . Therefore, Equations (4.188) and (4.196) can be reformulated. First, let us use Eq. (5.5) directly. With the ECE axioms, we can write

$$\begin{aligned} F_{\mu\nu}^a &= 2A^{(0)} \Gamma_{\mu\nu}^a = 2A^{(0)} \left( \partial_\mu q_\nu^a + q_\nu^b \omega_{\mu b}^a \right) \\ &= 2 \left( \partial_\mu A_\nu^a + \omega_{\mu b}^a A_\nu^b \right). \end{aligned} \quad (5.21)$$

For  $\mu = 0$  we obtain the electric field:

$$\begin{aligned} \mathbf{E}^a &= - \begin{bmatrix} F^{a01} \\ F^{a02} \\ F^{a03} \end{bmatrix} = \begin{bmatrix} F_{01}^a \\ F_{02}^a \\ F_{03}^a \end{bmatrix} = 2c \begin{bmatrix} \partial_0 A_1^a + \omega_{0b}^a A_1^b \\ \partial_0 A_2^a + \omega_{0b}^a A_2^b \\ \partial_0 A_3^a + \omega_{0b}^a A_3^b \end{bmatrix} = -2c \begin{bmatrix} \partial_0 A^{a1} + \omega_{0b}^a A^{b1} \\ \partial_0 A^{a2} + \omega_{0b}^a A^{b2} \\ \partial_0 A^{a3} + \omega_{0b}^a A^{b3} \end{bmatrix} \\ &= -2 \left( \frac{\partial \mathbf{A}^a}{\partial t} + c \omega_{0b}^a \mathbf{A}^b \right) \end{aligned} \quad (5.22)$$

For the magnetic field we obtain:

$$\begin{aligned} \mathbf{B}^a &= \begin{bmatrix} F^{a32} \\ F^{a13} \\ F^{a21} \end{bmatrix} = \begin{bmatrix} F_{32}^a \\ F_{13}^a \\ F_{21}^a \end{bmatrix} = 2 \begin{bmatrix} \partial_3 A_2^a + \omega_{3b}^a A_2^b \\ \partial_1 A_3^a + \omega_{1b}^a A_3^b \\ \partial_2 A_1^a + \omega_{2b}^a A_1^b \end{bmatrix} \\ &= 2 \begin{bmatrix} -\partial_3 A^{a2} + \omega_{3b}^{a2} A^{b3} \\ -\partial_1 A^{a3} + \omega_{1b}^{a3} A^{b1} \\ -\partial_2 A^{a1} + \omega_{2b}^{a1} A^{b2} \end{bmatrix} \end{aligned} \quad (5.23)$$

This equation cannot be written in form of vector operators.

The electric antisymmetry condition (5.14) can be used to replace the two terms containing the  $\mathbf{A}^a$  field with terms of the potential  $\phi^a$ . Inserting this into Eq. (5.22), we obtain two formulations for the electric field vector:

$$\mathbf{E}^a = -2 \left( \frac{\partial \mathbf{A}^a}{\partial t} + c \omega_{0b}^a \mathbf{A}^b \right) = -2 \left( \nabla \phi^a - \omega_{ab}^a \phi^b \right). \quad (5.24)$$

This is a remarkable result. The electric field is either defined by either the vector potential or the scalar potential, in combination with the scalar and vector spin connections. There is no counterpart in classical electrodynamics. If we omitted the spin connections, we would have  $\frac{\partial \mathbf{A}^a}{\partial t} = \nabla \phi^a$ , which is not generally true in Maxwellian electrodynamics.

Finally, we can also rewrite the ECE magnetic field (5.23) by means of the magnetic antisymmetry conditions (5.18 - 5.20):

$$\mathbf{B}^a = 2 \begin{bmatrix} -\partial_3 A^{a2} + \omega_{3b}^{a2} A^{b3} \\ -\partial_1 A^{a3} + \omega_{1b}^{a3} A^{b1} \\ -\partial_2 A^{a1} + \omega_{2b}^{a1} A^{b2} \end{bmatrix} = 2 \begin{bmatrix} \partial_2 A^{a3} - \omega_{2b}^{a3} A^{b2} \\ \partial_3 A^{a1} - \omega_{3b}^{a1} A^{b3} \\ \partial_1 A^{a2} - \omega_{1b}^{a2} A^{b1} \end{bmatrix}. \quad (5.25)$$

This is simply the application of an antisymmetry operation. The factor of 2 appears in Eqs. (5.24) and (5.25) for the “missing terms” when compared with the original definitions (4.197, 4.198).

■ **Example 5.1** In this example we show that classical electrodynamics, which uses U(1) symmetry, is not compatible with the antisymmetry laws of ECE theory. The antisymmetric field tensor is defined in U(1) symmetry [30]- [33] by

$$F_{\mu\nu} = \partial_\mu A_\nu - \partial_\nu A_\mu, \quad (5.26)$$

and the antisymmetry of this definition requires

$$\partial_\mu A_\nu = -\partial_\nu A_\mu. \quad (5.27)$$

There is no polarization index and there are no spin connection terms. The electric and magnetic field vectors, in terms of potentials, have the well-known form:

$$\mathbf{E} = -\nabla\phi - \frac{\partial \mathbf{A}}{\partial t}, \quad (5.28)$$

$$\mathbf{B} = \nabla \times \mathbf{A}, \quad (5.29)$$

From the antisymmetry law (5.27) it follows that

$$\nabla\phi = \frac{\partial \mathbf{A}}{\partial t}, \quad (5.30)$$

then, because the curl of a gradient field vanishes:

$$\nabla \times \nabla\phi = \frac{\partial}{\partial t} (\nabla \times \mathbf{A}) = \mathbf{0}. \quad (5.31)$$

Therefore:

$$\frac{\partial \mathbf{B}}{\partial t} = \mathbf{0}. \quad (5.32)$$

From Eq. (5.31) it follows that

$$\nabla \times \mathbf{E} = \mathbf{0}. \quad (5.33)$$

On the other hand, the Faraday law is

$$\nabla \times \mathbf{E} + \frac{\partial \mathbf{B}}{\partial t} = \mathbf{0}. \quad (5.34)$$

If  $\mathbf{E}$  were a time-dependent field, we would have  $\frac{\partial \mathbf{B}}{\partial t} \neq \mathbf{0}$ ; therefore,  $\mathbf{E}$  must be a static field. From the antisymmetry equation (5.30) it follows that

$$\nabla\phi = \frac{\partial \mathbf{A}}{\partial t} = \mathbf{0} \quad (5.35)$$

and so, in particular for a static electric field,

$$\mathbf{E} = -\nabla\phi = \mathbf{0}. \quad (5.36)$$

In standard theory it is assumed  $\mathbf{A} = \mathbf{0}$  for static electric fields. Therefore, we have to exacerbate Eq. (5.32) to

$$\mathbf{B} = \mathbf{0}. \quad (5.37)$$

This has severe consequences that are described in [31] as follows:

*The catastrophic result is obtained that the [static] E and B fields vanish on the U(1) level. All attempts at constructing a unified field theory based on a U(1) sector symmetry are incorrect fundamentally. Even worse for the standard physics is that the method introduced by Heaviside of expressing electric and magnetic fields through Eqs. (5.28) and (5.29) must be abandoned, so all of twentieth century gauge theory is proven to be empty dogma. This conclusion reinforces many other ways of showing that a U(1) gauge theory of electromagnetism is incorrect and that gauge freedom in the natural sciences is an illusion.*

Here no gauge freedom means that the potential cannot be shifted arbitrarily, because it has a physical meaning. ■

## 5.2 Polarization and Magnetization

### 5.2.1 Derivation from standard theory

Standard electrodynamics theory has been extended to media which are polarizable by electric fields and magnetizable by magnetic fields. These material properties evoke additional fields in the media, polarization  $\mathbf{P}$  and magnetization  $\mathbf{M}$ . The resulting total electric field is the dielectric displacement

$$\mathbf{D} = \epsilon_0 \mathbf{E} + \mathbf{P}. \quad (5.38)$$

For magnetic materials, the induction is the sum of the magnetic field  $\mathbf{H}$  and magnetization  $\mathbf{M}$ :

$$\mathbf{B} = \mu_0 (\mathbf{H} + \mathbf{M}). \quad (5.39)$$

$\epsilon_0$  is the vacuum permittivity and  $\mu_0$  the vacuum permeability. They are related by the velocity of light in vacuo  $c$ :

$$\epsilon_0 \mu_0 = \frac{1}{c^2}. \quad (5.40)$$

In the case of isotropic materials with linear polarization/magnetization properties, the material fields depend linearly on the electric and magnetic fields and can be written

$$\mathbf{D} = \epsilon_0 \epsilon_r \mathbf{E}, \quad (5.41)$$

$$\mathbf{B} = \mu_0 \mu_r \mathbf{H}, \quad (5.42)$$

where  $\epsilon_r$  is the relative permittivity and  $\mu_r$  is the relative permeability. In vacuo:

$$\epsilon_r = 1, \quad \mu_r = 1. \quad (5.43)$$

The material equations (5.41, 5.42) can be generalized to ECE equations in a spacetime of general relativity, as we have done for the  $\mathbf{E}$  and  $\mathbf{B}$  fields. Since these are linear relations, the displacement and magnetic field can be augmented by an ECE polarization index  $a^1$ :

$$\mathbf{D}^a = \epsilon_0 \epsilon_r \mathbf{E}^a, \quad (5.44)$$

$$\mathbf{B}^a = \mu_0 \mu_r \mathbf{H}^a. \quad (5.45)$$

The Faraday law in vacuo

$$\frac{\partial \mathbf{B}^a}{\partial t} + \nabla \times \mathbf{E}^a = \mathbf{0} \quad (5.46)$$

can be rewritten with aid of (5.44, 5.45) and  $\epsilon_r = 1, \mu_r = 1$  to

$$\frac{1}{c^2} \frac{\partial \mathbf{H}^a}{\partial t} + \nabla \times \mathbf{D}^a = \mathbf{0}. \quad (5.47)$$

In matter, the  $\mathbf{H}$  and  $\mathbf{D}$  fields are changed according to Eqs. (5.38, 5.39). Using the simplified relations (5.41, 5.42), we can express these fields by the vacuum fields  $\mathbf{E}$  and  $\mathbf{B}$  (but we would have to use different variable names to be fully correct). Introducing the  $a$  index as before, we obtain:

$$\frac{1}{\mu_r} \frac{\partial \mathbf{B}^a}{\partial t} + \epsilon_r \nabla \times \mathbf{E}^a = \mathbf{0} \quad (5.48)$$

---

<sup>1</sup>Please notice that this “polarization” is a spacetime property and does not have anything to do with dielectric polarization.

which is an alternative version of the Faraday law in matter. For the Ampère-Maxwell law, we obtain (in the same way):

$$-c^2 \frac{\partial \mathbf{D}^a}{\partial t} + \nabla \times \mathbf{H}^a = \mathbf{J}^a \quad (5.49)$$

and

$$-\epsilon_r \frac{\partial \mathbf{E}^a}{\partial t} + \frac{1}{\mu_r} \nabla \times \mathbf{B}^a = \mu_0 \mathbf{J}^a, \quad (5.50)$$

where  $\mathbf{J}^a$  is a “free” external current, independent of polarization and magnetization. The Gauss law remains as is and the Coulomb law becomes

$$\nabla \cdot \mathbf{E}^a = \frac{\rho^a}{\epsilon_0 \epsilon_r}. \quad (5.51)$$

Ultimately, we arrive at the ECE field equations for polarizable and magnetizable materials, in vector form:

$$\nabla \cdot \mathbf{B}^a = 0, \quad (5.52)$$

$$\frac{1}{\mu_r} \frac{\partial \mathbf{B}^a}{\partial t} + \epsilon_r \nabla \times \mathbf{E}^a = \mathbf{0}, \quad (5.53)$$

$$\nabla \cdot \mathbf{E}^a = \frac{\rho^a}{\epsilon_0 \epsilon_r}, \quad (5.54)$$

$$-\epsilon_r \frac{\partial \mathbf{E}^a}{\partial t} + \frac{1}{\mu_r} \nabla \times \mathbf{B}^a = \mathbf{J}^a. \quad (5.55)$$

The refractive index  $n$  is defined in standard dielectric theory as

$$n^2 := \epsilon_r \mu_r. \quad (5.56)$$

Inserting this into the Faraday law (5.53) gives

$$\frac{\partial \mathbf{B}^a}{\partial t} + n^2 \nabla \times \mathbf{E}^a = \mathbf{0} \quad (5.57)$$

which is a law of optics. Thus, optical properties can also be described by the ECE polarization and magnetization laws.

### 5.2.2 Derivation from ECE homogeneous current

Instead of assuming an isotropic, linear medium, we can base our derivation on the more general laws for polarization and magnetization (5.38) and (5.39) directly. Since these are vector laws, we can transfer the ECE polarization index  $a$  to  $\mathbf{P}$  and  $\mathbf{M}$ :

$$\mathbf{D}^a = \epsilon_0 \mathbf{E}^a + \mathbf{P}^a, \quad (5.58)$$

$$\mathbf{H}^a = \frac{1}{\mu_0} \mathbf{B}^a - \mathbf{M}^a. \quad (5.59)$$

We insert  $\mathbf{D}^a$  and  $\mathbf{H}^a$  into the Faraday law in vacuum (5.47), introducing the changes of this law by polarization and magnetization:

$$\frac{1}{c^2} \frac{\partial (\frac{1}{\mu_0} \mathbf{B}^a - \mathbf{M}^a)}{\partial t} + \nabla \times (\epsilon_0 \mathbf{E}^a + \mathbf{P}^a) = \mathbf{0}. \quad (5.60)$$



Rearranging the terms gives

$$\frac{\partial \mathbf{B}^a}{\partial t} + \nabla \times \mathbf{E}^a = \mu_0 \left( \frac{\partial \mathbf{M}^a}{\partial t} - c^2 \nabla \times \mathbf{P}^a \right). \quad (5.61)$$

This is the Faraday law of ECE theory with homogeneous current  $\mathbf{j}^a$ :

$$\frac{\partial \mathbf{B}^a}{\partial t} + \nabla \times \mathbf{E}^a = \mu_0 \mathbf{j}^a \quad (5.62)$$

with

$$\mathbf{j}^a = \frac{\partial \mathbf{M}^a}{\partial t} - c^2 \nabla \times \mathbf{P}^a. \quad (5.63)$$

In this particular approximation it is seen clearly that the homogeneous current is equivalent to a spacetime with polarization and magnetization. The effect is like a current of magnetic charges, which may be observable only in cosmic dimensions, where it can be amplified by the path length to measurable levels.

■ **Example 5.2** We show that the cosmological red shift can be described by optical properties of spacetime. We cite from [34]:

*The homogeneous current (5.63) may appear in cosmic dimensions and is the mechanism responsible for the interaction of gravitation with the light beam as the latter travels from source to telescope, a distance  $Z$ . Over this immense distance it is certain that the light beam encounters myriad species of gravitational field before reaching the telescope and the observer. However weak these fields may be in inter-stellar and inter-galactic ECE spacetime, the enormous path length  $Z$  amplifies the current  $\mathbf{j}^a$  to measurable levels, and appears in the telescope as a red shift. This inference is analogous to the well known fact that the absorption coefficient in spectroscopy depends on the path length - the greater the path length the greater the absorption of the light beam and the weaker the signal at the detector. Therefore, what is always observed in astronomy, is the effect of gravitation on light through the current of Eq. (5.63) - in general an absorption (or dielectric loss) accompanied by a dispersion (a change in the refractive index).*

*It is also well known in spectroscopy that the more dilute the sample the sharper are the spectral features (the effect of collisional broadening is decreased by dilution). Since inter-stellar and inter-galactic spacetime is very tenuous (or dilute), the stars and galaxies appear sharply defined. This does not mean at all that the spacetime is empty or void as in Big Bang theory. The empty inter-stellar and inter-galactic spacetime of Big Bang is defined by Einstein-Hilbert theory alone, without any classical consideration of the classical effect of gravitation on a light beam. The red shifts are defined in Big Bang by a particular solution to the Einstein-Hilbert field equations using a given metric. No account is taken of the homogeneous current  $\mathbf{j}^a$  and so the effect of gravitation on light is not considered classically. These are major omissions, leading to the apparent conclusion that the universe is expanding - simply because the metric demands this conclusion. This is, however, a circular argument - the conclusion (expanding metric deduced) is programmed in at the beginning (expanding metric assumed).*

It is to be stressed that this explanation strongly supports the tired light theory [35]. The common argument against this theory is that light is dispersed by myriads of collisions with particles of the interstellar medium or even quantum vacuum. This should lead to very diffuse images in telescopes. However, according to the explanation above, dispersion does not appear because the inter-stellar medium is very dilute. The red shift is fully explainable on a macroscopic level. The Faraday law can be written for a permeability and permittivity of spacetime, which is space- (and possibly time-) dependent, in the form:

$$\frac{\partial}{\partial t} \left( \frac{\mathbf{B}^a}{\mu_r} \right) + \nabla \times (\epsilon_r \mathbf{E}^a) = \mathbf{0}. \quad (5.64)$$

Thus, regions with varying  $\mu_r$  and  $\varepsilon_r$  alter the electromagnetic properties of light. The red shift is made plausible in the following way: Assume an electromagnetic plane wave, given in cartesian coordinates (with basis  $\mathbf{i}, \mathbf{j}, \mathbf{k}$ ) by

$$\mathbf{E}^a = \mathbf{i}E_0e^{i\phi}, \quad \mathbf{B}^a = \mathbf{j}B_0e^{i\phi} \quad (5.65)$$

with phase factor

$$\phi = \omega t - \kappa Z. \quad (5.66)$$

This is a wave propagating in the  $\mathbf{k}$  direction with time frequency  $\omega$  and wave number  $\kappa_Z = \kappa$ . We insert this into the Faraday equation of free space (5.46):

$$\frac{\partial \mathbf{B}^a}{\partial t} + \nabla \times \mathbf{E}^a = \mathbf{0} \quad (5.67)$$

and obtain

$$\frac{\partial \mathbf{B}^a}{\partial t} = i\omega \mathbf{j}B_0e^{i\phi}, \quad (5.68)$$

$$\nabla \times \mathbf{E}^a = -i\kappa \mathbf{j}E_0e^{i\phi}, \quad (5.69)$$

(see computer algebra code [80] for details). Therefore, we obtain from the Faraday law:

$$\omega B_0 - \kappa E_0 = 0. \quad (5.70)$$

In free space, without dispersion, is

$$\frac{\omega}{\kappa} = c \quad (5.71)$$

and from Section 4.2.3 (the definition of the electromagnetic field tensor) we know that

$$\frac{E_0}{B_0} = c. \quad (5.72)$$

Therefore, the left-hand side of (5.67) gives  $1 - 1 = 0$ , and the Faraday equation is fulfilled. Now we want to know how we have to modify the definitions of the electric and magnetic fields so that the Faraday equation for dielectric space (5.53) is fulfilled:

$$\frac{1}{\mu_r} \frac{\partial \mathbf{B}^a}{\partial t} + \varepsilon_r \nabla \times \mathbf{E}^a = \mathbf{0}. \quad (5.73)$$

Inserting the fields (5.65) leads to

$$\frac{\omega}{\mu_r} B_0 - \varepsilon_r \kappa E_0 = 0. \quad (5.74)$$

Obviously, this equation comes out if we change the definition in the phase factor in the form:

$$\omega \rightarrow \frac{\omega}{\mu_r}, \quad (5.75)$$

$$\kappa \rightarrow \varepsilon_r \kappa, \quad (5.76)$$

leading to

$$\phi = \frac{\omega}{\mu_r} t - \varepsilon_r \kappa Z. \quad (5.77)$$

(see computer algebra code [80]). The frequency is lowered by a factor of  $1/\mu_r$  with  $\mu_r > 1$ , and this is the cosmological red shift. As explained above, this is an optical effect that has nothing to do with an expanding universe.

From Eq. (5.74) it follows that

$$\frac{\omega}{\kappa} - \epsilon_r \mu_r c = 0 \quad (5.78)$$

or

$$\frac{\omega}{\kappa} = n^2 c \quad (5.79)$$

where

$$n^2 = \epsilon_r \mu_r \quad (5.80)$$

is the optical refraction index. In optics,  $n$  can be complex valued,

$$n = n' + i n'' \quad (5.81)$$

with real part  $n'$  and imaginary part  $n''$ , describing absorption effects. Then, the frequency value in Eq. (5.79) becomes complex:

$$\omega = n^2 \omega_0 \quad (5.82)$$

where  $\omega_0 = \kappa c$  is the frequency of the wave in vacuo. The frequency part of the phase factor becomes

$$e^{i\omega t} = e^{i n^2 \omega_0 t} = e^{i(\omega_r + i\omega_i)t} \quad (5.83)$$

with real and imaginary frequency parts

$$\omega_r = (n'^2 - n''^2) \omega_0, \quad \omega_i = 2n' n'' \omega_0. \quad (5.84)$$

This gives two phase factors

$$e^{i\omega t} = e^{i(n'^2 - n''^2) \omega_0 t} e^{-2n' n'' \omega_0 t}. \quad (5.85)$$

The first factor describes a frequency reduction, the second factor an exponential damping of the wave. Many more details are given in [34]. We obtain a light wave that transfers energy to spacetime, resulting in a lowering of the frequency. This is a red shift effect again. ■

## 5.3 Conservation theorems

### 5.3.1 The Pointing theorem

In ECE theory, the Pointing theorem can be developed in the same way as in classical electrodynamics. In addition, a coupling between electromagnetism and gravitation can be included, which is more complete than in the classical theory, because gravitation is described much more completely, compared to classical mechanics [36]. Here we restrict ourselves to the basic features of ECE electrodynamics.

The total rate  $P$  of work in a volume  $V$  is given by

$$P = \int_V \mathbf{J} \cdot \mathbf{E} d^3x. \quad (5.86)$$

Since in ECE theory all electromagnetic quantities have a polarization index  $a$ , we can write this directly as

$$P^a = \int_V \mathbf{J}^a \cdot \mathbf{E}^a d^3x. \quad (5.87)$$

All subsequent derivations follow the same path as in standard text books [37], except that there is an additional polarization index for all quantities. The energy density of the force fields in materials is

$$u^a = \frac{1}{2} (\mathbf{E}^a \cdot \mathbf{D}^a + \mathbf{B}^a \cdot \mathbf{H}^a). \quad (5.88)$$

We obtain the following from Eq. (5.86), by substituting terms using the field equations:

$$\boxed{\frac{\partial u^a}{\partial t} + \nabla \cdot \mathbf{S}^a = -\mathbf{J}^a \cdot \mathbf{E}^a.} \quad (5.89)$$

This is the *Poynting theorem*, in which the *Poynting vector*  $\mathbf{S}^a$  is defined by

$$\boxed{\mathbf{S}^a := \mathbf{E}^a \times \mathbf{H}^a.} \quad (5.90)$$

The Poynting vector has the dimensions of energy/(area·time) and describes the energy flow of the fields. The term  $\mathbf{J}^a \cdot \mathbf{E}^a$  is the energy density originating in charges moving in an electric field. Magnetic fields are irrelevant since the charges move perpendicularly to the magnetic field due to the Lorentz force. The Poynting vector describes the energy flow and is proportional to the electromagnetic momentum.

In standard theory, only the energy density and energy flow that originate from the force fields are considered. In ECE theory, the potential also is physical. Spacetime itself can be considered as a background potential. Therefore, a potential without fields is a kind of flux field and has a field energy. This type of potential is not taken into account in the Poynting theorem. There is no classical counterpart for the background potential. There are some possible approaches in [38], for example, for the vector and scalar potential of ECE theory:

$$u_{ACE}(\mathbf{r}, t) = \frac{1}{2\mu_0} \sum_i \left( \frac{1}{c^2} |\omega_0 A_i|^2 + |\omega_i A_i|^2 \right), \quad (5.91)$$

$$u_{\Phi ECE}(\mathbf{r}, t) = \frac{1}{2} \epsilon_0 \left( \frac{1}{c^2} (\omega_0 \Phi)^2 + \sum_i |\omega_i \Phi|^2 \right). \quad (5.92)$$

The  $i$  index numbers the components of the vectors  $\mathbf{A}$  and  $\boldsymbol{\omega}$ .

### 5.3.2 The continuity equation

In electrodynamics, charges and current densities are conserved. In ECE theory, both are geometrical quantities, which are subject to change due to the structure of spacetime. Nevertheless, they are conserved as in classical theory, indicating that the ECE approach is in agreement with essential physics concepts. The second field equation (4.48) reads

$$\partial_\mu F^{a\mu\nu} = \mu_0 J^{a\nu}, \quad (5.93)$$

where  $J^{a\nu}$  is the ECE 4-current density as given by Eq. (4.50). According to (4.172), the electromagnetic field tensor is rewritten to contravariant form:

$$F^{a\mu\nu} = \partial^\mu A^{a\nu} - \partial^\nu A^{a\mu} + \omega^{a\mu}{}_b A^{b\nu} - \omega^{a\nu}{}_b A^{b\mu}. \quad (5.94)$$

The derivative in (5.93) can therefore be written:

$$\partial_\mu F^{a\mu\nu} = \partial_\mu \partial^\mu A^{a\nu} - \partial_\mu \partial^\nu A^{a\mu} + \partial_\mu (\omega^{a\mu}{}_b A^{b\nu}) - \partial_\mu (\omega^{a\nu}{}_b A^{b\mu}). \quad (5.95)$$

We apply an additional derivative  $\partial_\nu$  to both sides of (5.93). The left-hand side then becomes

$$\partial_\nu \partial_\mu F^{a\mu\nu} = \partial_\nu \partial_\mu \partial^\mu A^{a\nu} - \partial_\nu \partial_\mu \partial^\nu A^{a\mu} + \partial_\nu \partial_\mu (\omega^{a\mu}{}_b A^{b\nu}) - \partial_\nu \partial_\mu (\omega^{a\nu}{}_b A^{b\mu}). \quad (5.96)$$

$\mu$  and  $\nu$  are dummy indices, their names can be interchanged. Partial derivatives can also be commuted:

$$\partial_\nu \partial_\mu F^{a\mu\nu} = \partial_\nu (\partial_\mu \partial^\mu) A^{a\nu} - \partial_\nu (\partial_\mu \partial^\mu) A^{a\nu} + \partial_\nu \partial_\mu (\omega^{a\nu}{}_b A^{b\mu}) - \partial_\nu \partial_\mu (\omega^{a\mu}{}_b A^{b\nu}). \quad (5.97)$$

The terms at the right-hand side of the last equation cancel out, resulting in

$$\partial_\nu \partial_\mu F^{a\mu\nu} = 0. \quad (5.98)$$

Inserting this into Eq. (5.93) gives the *continuity equation* in generally covariant form:

$$\boxed{\partial_\nu J^{a\nu} = 0,} \quad (5.99)$$

which is the 4-divergence of the 4-current density. By applying Eq. (4.53),  $J^{a0} = c\rho^a$ , this can be written in vector form:

$$\boxed{\frac{\partial \rho^a}{\partial t} + \nabla \cdot \mathbf{J}^a = 0.} \quad (5.100)$$

This form of the continuity equation is identical to that of standard electrodynamics, but holds in a spacetime with curvature and torsion. Thus, the range of validity has been expanded significantly.

## 5.4 Examples of ECE electrodynamics

### 5.4.1 Gravity-induced polarization changes

■ **Example 5.3** As shown in Example 5.2, the electromagnetic fields of spacetime have optical properties, leading to magnetization and polarization. Here we apply this to polarization changes, which are induced by gravity. Assume that a circularly polarized electromagnetic wave travels through space in the  $Z$  direction. We assume only one polarization of the  $a$  index, therefore the index can be omitted. According to Eqs. (4.150, 4.151) of Example 4.2, the electric and magnetic field (induction) of the wave are then:

$$\mathbf{E} = \frac{E^{(0)}}{\sqrt{2}} (\mathbf{i} + i\mathbf{j}) e^{i\phi}, \quad (5.101)$$

$$\mathbf{B} = \frac{B^{(0)}}{\sqrt{2}} (\mathbf{i} - i\mathbf{j}) e^{-i\phi} \quad (5.102)$$

with phase factor

$$\phi = \omega t - \kappa Z. \quad (5.103)$$

In an optically active region of spacetime with  $\mu_r \neq 1$  and  $\epsilon_r \neq 1$  the phase is changed to

$$\phi_1 = \frac{\omega}{\mu_r} t - \epsilon_r \kappa Z. \quad (5.104)$$

With the definition of the refraction index

$$n^2 = \mu_r \epsilon_r \quad (5.105)$$

the Faraday law in media, Eq. (5.73), then reads

$$\frac{1}{n} \frac{\partial \mathbf{B}^a}{\partial t} + n \nabla \times \mathbf{E}^a = \mathbf{0}. \quad (5.106)$$

The force fields are changed according to

$$\mathbf{E} \rightarrow n\mathbf{E}, \quad \mathbf{B} \rightarrow \frac{1}{n}\mathbf{B}. \quad (5.107)$$

The real and physical part of Eq. (5.101) in vacuo is

$$\mathbf{E} = \frac{E^{(0)}}{\sqrt{2}} (\mathbf{i} \cos(\phi) + \mathbf{j} \sin(\phi)) \quad (5.108)$$

(see computer algebra code [81]). In an optically active spacetime the phase factor  $\phi$  is modified to  $\phi_1$  as described above. Then:

$$\mathbf{E} = \frac{E^{(0)}}{\sqrt{2}} (\mathbf{i} \cos(\phi_1) + \mathbf{j} \sin(\phi_1)). \quad (5.109)$$

Since  $\mathbf{E}$  depends on the phase factor in a nonlinear way, the ratio between the  $X$  and  $Y$  components changes. If

$$\cos(\phi_1) = a \cos(\phi), \quad (5.110)$$

$$\sin(\phi_1) = b \sin(\phi), \quad (5.111)$$

we then have

$$\mathbf{E} = \frac{E^{(0)}}{\sqrt{2}} (a \mathbf{i} \cos(\phi) + b \mathbf{j} \sin(\phi)). \quad (5.112)$$

This is an elliptically polarized wave. For example, for  $\phi = 45^\circ$ ,  $\phi_1 = 60^\circ$ , we obtain the values  $a = 0.707$ ,  $b = 1.225$  (see computer algebra code [81]).

It has been shown that changes of the optical properties of spacetime, due to matter, effect a change of polarization in light passing through a region where these properties are affected by gravitation. Such polarization changes from a white dwarf have been reported by Preuss et al. [39]. Details are discussed in [40]. The ECE theory for this example describes the change of polarization qualitatively and straightforwardly, and a quantitative description could be developed for given parameter functions  $\mu_r(\mathbf{r})$  and  $\epsilon_r(\mathbf{r})$  or, alternatively, for given curvature/torsion parameters of the homogeneous current in the respective region. This effect is not present in Einsteinian general relativity, so ECE is a preferred theory. ■

#### 5.4.2 Effects of spacetime properties on optics and spectroscopy

■ **Example 5.4** We show that the Sagnac effect is a consequence of rotating spacetime [41]. Consider the rotation of a beam of light of any polarization around a circle in the  $XY$  plane at an angular frequency  $\omega_1$  to be determined. The rotation is a rotation of spacetime described by the rotating tetrad field vector

$$\mathbf{q}^{(1)} = \frac{1}{\sqrt{2}} (\mathbf{i} - i\mathbf{j}) e^{i\omega_1 t}, \quad (5.113)$$

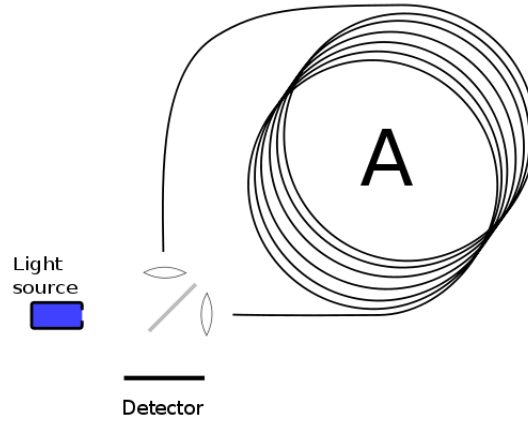


Figure 5.1: Sagnac interferometer [93].

i.e., rotation around the rim of the circular platform of the static Sagnac interferometer with the beam of light, see Fig. 5.1. The ECE ansatz converts the geometry into physics as follows:

$$\mathbf{A}^{(1)} = A^{(0)} \mathbf{q}^{(1)}. \quad (5.114)$$

This equation describes a vector potential field rotating around the rim of the circular Sagnac platform at rest. Rotation to the left is described by:

$$\mathbf{A}_L^{(1)} = \frac{A^{(0)}}{\sqrt{2}} (\mathbf{i} - i\mathbf{j}) e^{i\omega_1 t}, \quad (5.115)$$

and rotation to the right by:

$$\mathbf{A}_R^{(1)} = \frac{A^{(0)}}{\sqrt{2}} (\mathbf{i} + i\mathbf{j}) e^{i\omega_1 t}. \quad (5.116)$$

This can be seen by computing the real and physical parts:

$$\text{Re}(\mathbf{A}_L^{(1)}) = \frac{A^{(0)}}{\sqrt{2}} (\mathbf{i} \cos(\omega_1 t) + \mathbf{j} \sin(\omega_1 t)), \quad (5.117)$$

$$\text{Re}(\mathbf{A}_R^{(1)}) = \frac{A^{(0)}}{\sqrt{2}} (\mathbf{i} \cos(\omega_1 t) - \mathbf{j} \sin(\omega_1 t)), \quad (5.118)$$

which are circular motions in the left and right directions (see computer algebra code [82]).

When the platform is at rest, a beam going around left-wise takes the same time to reach its starting point on the circle as a beam going around right-wise. The time delay between the two beams is:

$$\Delta t = 2\pi \left( \frac{1}{\omega_1} - \frac{1}{\omega_1} \right) = 0. \quad (5.119)$$

Note carefully that Eqs. (5.115) and (5.116) do not exist in special relativity because electromagnetism is thought of as an entity superimposed on a passive or static frame which never rotates. Now consider the beam (5.115) rotating left-wise and spin the platform left-wise at an angular frequency  $\Omega$ . The result is an increase in the angular frequency of the rotating tetrad, (because the spacetime is spinning more quickly):

$$\omega_1 \rightarrow \omega_1 + \Omega. \quad (5.120)$$

Similarly, consider the beam (5.115) rotating left-wise and spin the platform right-wise at the same angular frequency  $\Omega$ . The result is a decrease in the angular frequency of the rotating tetrad (because the spacetime is spinning more slowly):

$$\omega_1 \rightarrow \omega_1 - \Omega. \quad (5.121)$$

The time delay between a beam circling left-wise with the platform and a beam circling left wise against the platform is:

$$\Delta t = 2\pi \left( \frac{1}{\omega_1 - \Omega} - \frac{1}{\omega_1 + \Omega} \right) = \frac{4\pi\Omega}{\omega_1^2 - \Omega^2} \quad (5.122)$$

and this is the *Sagnac effect*. Winding more turns of fiber on the interferometer, as indicated in Fig. 5.1, increases the time difference as a multiple of the number of windings.

In order to calculate the angular frequency  $\omega_1$  of the rotating light, we start with the fact that the time it takes for light to traverse an infinitesimal length element  $dl$  is

$$dt = \frac{dl}{c}. \quad (5.123)$$

The apparatus rotates in this time by an angle  $\Omega dt$ , and the radius of the interferometer is  $r$ . Then the tangential velocity  $v$  of mechanical rotation at radius  $r$  is  $v = \Omega r$  (in the case  $v \ll c$ ). The amount of increase or decrease in the path length of the beam, in a tangential direction, is

$$dx = \Omega r dt = \frac{\Omega r}{c} dl. \quad (5.124)$$

For a complete rotation we obtain

$$x = \oint dx = \oint \frac{\Omega r}{c} dl = \frac{\Omega}{c} \cdot 2\pi r \cdot r = \frac{\Omega}{c} \cdot 2A, \quad (5.125)$$

where  $A = \pi r^2$  is the area enclosed by a circular beam. The difference between the paths of both circulating light beams is  $2x$ , therefore from (5.123):

$$\Delta t = \frac{2x}{c} = \frac{4\Omega}{c^2} A \quad (5.126)$$

and equating this with (5.122):

$$\frac{4\Omega}{c^2} \pi r^2 = \frac{4\pi\Omega}{\omega_1^2 - \Omega^2}. \quad (5.127)$$

For  $\Omega \ll \omega_1$  we obtain (see computer algebra code [82]):

$$\omega_1 = \frac{c}{r} = c\kappa \quad (5.128)$$

with a wave number  $\kappa = 1/r$ . This is the angular frequency of the rotating tetrad, or rotating spacetime. ■

The Sagnac effect is an example of a geometrical phase effect, which is also called a Berry phase. In quantum physics, the phase of the wave function changes when a quantum mechanical object is moved on different paths from point A to point B, or from B back to point A. Prominent examples are the Aharonov-Bohm effect (see later in this book) and the Tomita-Chiao effect. The latter has been explained by ECE theory in [42]. The essential result of this effect is that light in an optical fiber changes its phase, when the fiber is laid straight or in a curved way. This is not due to differences in refraction when the fiber is bent or wound around a cylinder. In standard physics, a Berry phase is explained by complicated quantum mechanical methods, but ECE theory is able to give explanations on the classical level, as we did for the Sagnac interferometer.



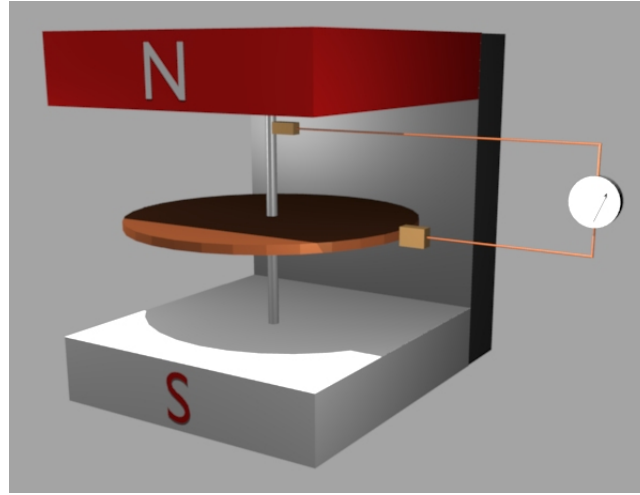


Figure 5.2: Principle of the homopolar generator (Faraday disk) [94].

### 5.4.3 The homopolar generator

■ **Example 5.5** The homopolar generator or Faraday disk is the first electric generator, invented by Faraday in 1831. The original experiment by Faraday was recorded in his diary on Dec 26<sup>th</sup> 1831, and consisted of a disc placed on top of a permanent magnet and separated from the magnet by paper. The assembly was suspended by a string and the complete assembly rotated. An electro-motive force (electric field) was observed between the center of the disc and the outer edge of the disc. The electro-motive force vanished when the mechanical torsion (rotation) was absent.

The Faraday law of induction of the standard model (special relativistic electrodynamics) later emerged to describe the induction seen when a magnet is translated with respect to a stationary induction loop. This law does not cover the Faraday disk generator, in which the magnet is stationary. In standard electrodynamics, the Faraday disk is explained by the Lorentz force law, which is the translation law of charges moving in a magnetic field. Since the Lorentz force law is not part of the Maxwell-Heaviside equations, it is sometimes stated that the homopolar generator is not explainable by standard electrodynamics, although this point of view is more or less arbitrary.

In standard theory, any field is considered to be an entity distinct from the passive frame, especially if the field is moving or spinning. When the Faraday disk is described by ECE theory, the frame itself is spinning. This can be described by the circular complex basis as shown, for example, in Eq. (5.113). The two transversal basis vectors  $\mathbf{q}^{(1)}$  and  $\mathbf{q}^{(2)}$  can be described by

$$\mathbf{q}^{(1)} = \mathbf{q}^{(2)*} = \frac{1}{\sqrt{2}} (\mathbf{i} - i\mathbf{j}) e^{i\Omega t}. \quad (5.129)$$

$\Omega$  is the frequency with which the disc is mechanically spun. According to the Evans ansatz (5.114), this generates vector potentials

$$\mathbf{A}^{(1)} = A^{(0)} \mathbf{q}^{(1)} = \frac{A^{(0)}}{\sqrt{2}} (\mathbf{i} - i\mathbf{j}) e^{i\Omega t}, \quad (5.130)$$

$$\mathbf{A}^{(2)} = \mathbf{A}^{(1)*} = \frac{A^{(0)}}{\sqrt{2}} (\mathbf{i} + i\mathbf{j}) e^{-i\Omega t}. \quad (5.131)$$

Both vector potentials have the same real and physical part:

$$\text{Re}(\mathbf{A}^{(1)}) = \text{Re}(\mathbf{A}^{(2)}) = \frac{A^{(0)}}{\sqrt{2}} (\mathbf{i} \cos(\Omega t) + \mathbf{j} \sin(\Omega t)). \quad (5.132)$$

According to Eq. (4.197), the ECE electric field is

$$\mathbf{E}^a = -\nabla\phi^a - \frac{\partial\mathbf{A}^a}{\partial t} - c\omega_{0b}^a\mathbf{A}^b + \omega_b^a\phi^b. \quad (5.133)$$

Since the electric potential  $\phi$  and the spin connections are zero (there is no a priori given electric structure), the electric field evoked by mechanical rotation is

$$\mathbf{E}^a = -\frac{\partial\mathbf{A}^a}{\partial t}. \quad (5.134)$$

With (5.130, 5.131) this leads to the electric fields

$$\mathbf{E}^{(1)} = \frac{A^{(0)}\Omega}{\sqrt{2}}(-\mathbf{i} - \mathbf{j})e^{i\Omega t}, \quad (5.135)$$

$$\mathbf{E}^{(2)} = \frac{A^{(0)}\Omega}{\sqrt{2}}(\mathbf{i} - \mathbf{j})e^{-i\Omega t}, \quad (5.136)$$

whose real part is

$$\mathbf{E} = \text{Re}(\mathbf{E}^{(1)}) = \text{Re}(\mathbf{E}^{(2)}) = \frac{A^{(0)}\Omega}{\sqrt{2}}(\mathbf{i}\sin(\Omega t) - \mathbf{j}\cos(\Omega t)), \quad (5.137)$$

(see computer algebra code [83]). This electric field (with strength in volts per meter) spins around the rim of the rotating disk. As observed experimentally, it is proportional to the product of  $A^{(0)}$  and  $\Omega$ , and the factor  $A^{(0)}$  stems from the permanent magnet. An electromotive force is set up between the center of the disk and its rim, as first observed by Faraday, and this quantity is measured by a voltmeter at rest with respect to the spinning disk.

The frequency  $\Omega$  of mechanical rotation can be considered as a spin connection. Then Eq. (5.133) can be written as

$$\mathbf{E}^a = -\frac{\partial\mathbf{A}^a}{\partial t} - \Omega\mathbf{A}^a. \quad (5.138)$$

The real part of  $\mathbf{E}^{(1)}$  and  $\mathbf{E}^{(2)}$  contains sin and cos terms, but gives a graph equivalent to (5.137) (see computer algebra code [83]). In [43, 44] the spin connection was defined with a complex phase factor:

$$\mathbf{E}^a = -\frac{\partial\mathbf{A}^a}{\partial t} - i\Omega\mathbf{A}^a. \quad (5.139)$$

This gives the simpler result:

$$\mathbf{E} = \text{Re}(\mathbf{E}^{(1)}) = 2\frac{A^{(0)}\Omega}{\sqrt{2}}(\mathbf{i}\sin(\Omega t) - \mathbf{j}\cos(\Omega t)), \quad (5.140)$$

which is - except for a constant factor - identical to (5.137). ■

ECE not only gives a consistent description of the Faraday disk through the field equations, but also allows for resonance enhancements of the induced voltage. This is reported in detail in [44]. Typical simple resonance effects are described next.

#### 5.4.4 Spin connection resonance

■ **Example 5.6** We now consider the resonant Coulomb law. One of the most important consequences of general relativity applied to electrodynamics is that the spin connection enters the relation between the field and potential as described in Section 4.4. The equations of electrodynamics, as written in terms of the potential, can be reduced to the form of Euler-Bernoulli resonance equations. The method is most simply illustrated by considering the vector form of the Coulomb law deduced in Section 4.2.3:

$$\nabla \cdot \mathbf{E} = \frac{\rho}{\epsilon_0}, \quad (5.141)$$

where we have written the fields without polarization index. Assuming the absence of a vector potential (absence of a magnetic field), the electric field in the standard model is

$$\mathbf{E} = -\nabla\phi, \quad (5.142)$$

where  $\phi$  is the electric potential. Under the same assumption, the electric field in ECE theory, according to Eq. (4.197), is

$$\mathbf{E} = -\nabla\phi + \boldsymbol{\omega}\phi, \quad (5.143)$$

where  $\boldsymbol{\omega}$  is the vector spin connection. Therefore, Eq. (5.141) takes on the form

$$\nabla^2\phi - \boldsymbol{\omega} \cdot \nabla\phi - (\nabla \cdot \boldsymbol{\omega})\phi = -\frac{\rho}{\epsilon_0}. \quad (5.144)$$

The equivalent equation in the standard model is the Poisson equation, which is a limit of Eq. (5.144) when the spin connection is zero. The Poisson equation does not give resonant solutions. However, Eq. (5.144) has resonant solutions of Euler-Bernoulli type, as can be seen in the following discussion. Restricting consideration to one cartesian coordinate, we have only the dependencies  $\phi(X)$  and the spin connection has only an  $X$  component  $\omega_X(X)$ . Then Eq. (5.144) reads:

$$\frac{d^2\phi}{dX^2} - \omega_X \frac{d\phi}{dX} - \frac{d\omega_X}{dX}\phi = -\frac{\rho}{\epsilon_0}. \quad (5.145)$$

This equation has the structure of a damped Euler-Bernoulli resonance of the form

$$\frac{d^2\phi}{dx^2} + \alpha \frac{d\phi}{dx} + \kappa_0^2\phi = F_0 \cos(\kappa x), \quad (5.146)$$

if we assume  $\omega_X < 0$ . Below we will see that this is not a real restriction. Here,  $\kappa_0$  is the spatial eigenfrequency, measured in 1/m, and  $\alpha$  is the damping constant. At the right-hand side, there is a periodic driving force with spatial frequency (wave number)  $\kappa$ . The particular solution of this differential equation is

$$\phi = F_0 \frac{\alpha \kappa \sin(\kappa x) + (\kappa_0^2 - \kappa^2) \cos(\kappa x)}{(\kappa_0^2 - \kappa^2)^2 + \alpha^2 \kappa^2}. \quad (5.147)$$

For vanishing damping, we have

$$\phi \rightarrow F_0 \frac{\cos(\kappa x)}{\kappa_0^2 - \kappa^2}. \quad (5.148)$$

For  $\kappa \rightarrow \kappa_0$  the amplitude of  $\phi(x)$  approaches infinity. In the case of damping, the amplitude in the resonance point remains finite (see examples in Fig. 5.3).

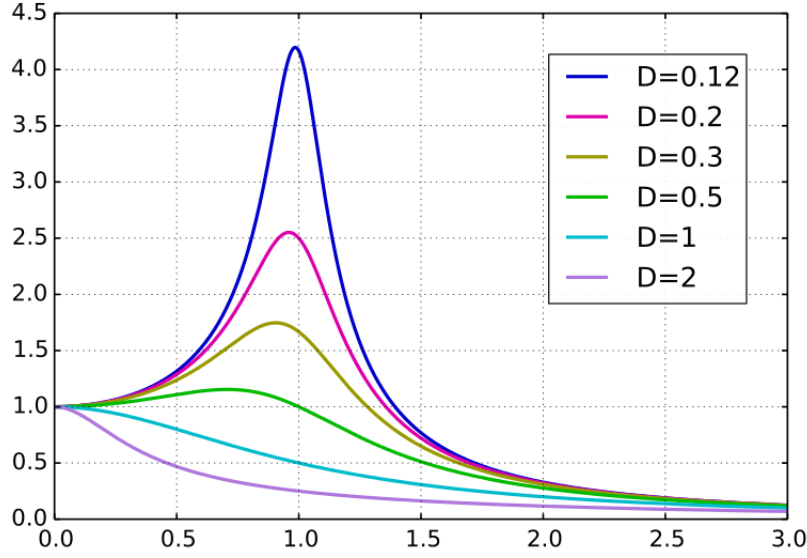


Figure 5.3:  $Y$  axis: steady-state amplitude  $\phi/\phi_{\text{static}}$  of a damped driven oscillator with different damping constants  $D = \alpha/2$ .  $X$  axis: frequency ratio  $\kappa/\kappa_0$  [95].

By comparing Eqs. (5.145) and (5.146), it is seen that the Coulomb equation (5.144) has no constant coefficients and thus is not an original form of the Euler-Bernoulli resonance. Therefore, we can expect that the solutions may differ significantly from those of the original Euler-Bernoulli equation. To investigate this, we consider an example in spherical polar coordinates. We assume that the potential and the spin connection depend only on the radial coordinate  $r$ . For the radial (and only) component of the spin connection we assume

$$\omega_r = \frac{1}{r}. \quad (5.149)$$

The differential operators in (5.144) then take the form

$$\nabla^2 \phi = \frac{\partial^2 \phi}{\partial r^2} + \frac{2}{r} \frac{\partial \phi}{\partial r}, \quad (5.150)$$

$$\nabla \phi = \frac{\partial \phi}{\partial r} \cdot \mathbf{e}_r, \quad (5.151)$$

$$\nabla \cdot (\omega_r \mathbf{e}_r) = -\frac{1}{r^2}. \quad (5.152)$$

Then Eq. (5.144), with the right-hand side replaced by an oscillatory driving term, reads:

$$\frac{\partial^2 \phi}{\partial r^2} + \frac{1}{r} \frac{\partial \phi}{\partial r} - \frac{\phi}{r^2} = F_0 \sin(\kappa r). \quad (5.153)$$

This equation can be solved analytically (see computer algebra code [84]). The solution contains an expression  $-\cos(\kappa r)/r$ , leading to the limit  $\phi(r) \rightarrow -\infty$  in the case  $r \rightarrow 0$ , as graphed in Fig. 5.4. Other model examples for  $\omega$  are listed in the code. Although the Coulomb law with the spin connection term resembles a resonance equation with damping, there is no damping for  $r \rightarrow 0$  because of the non-constant coefficients in the equation. ■

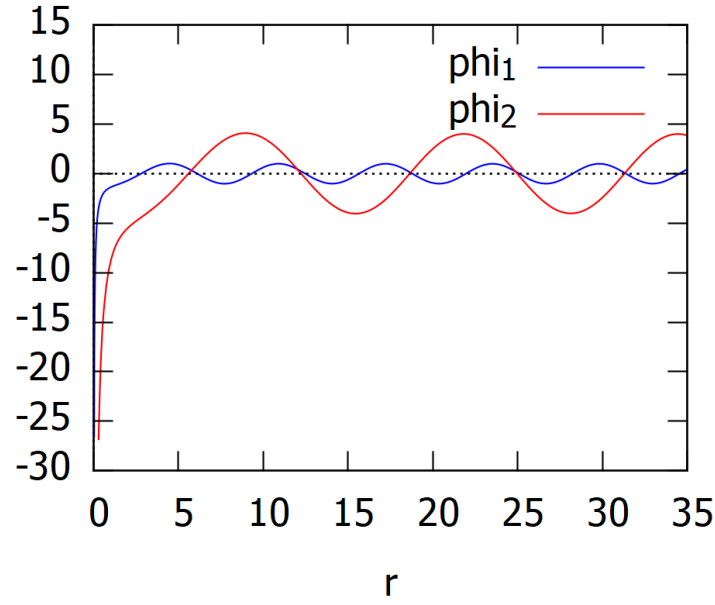


Figure 5.4: Solution of Eq. (5.153),  $\kappa = 1$  and  $\kappa = 0.5$ , other constants normalized.

The spin connection has already been incorporated during the course of development of ECE theory into the Coulomb law, which is the basic law used in the development of quantum chemistry. This process has been illustrated with the hydrogen atom [45]. It serves as a model system for the huge class of atomic, molecular and solid-state physics. (The most used method for computation of electronic properties of solids is Density Functional Theory.) We will come back to this in the quantum physics part of this book.

The ECE theory has also been used to design or explain circuits, which use spin connection resonance to take power from spacetime, notably in papers 63 and 94 of the ECE series on [www.aias.us](http://www.aias.us) [45, 46]. In paper 63, the spin connection was incorporated into the Coulomb law and the resulting equation in the scalar potential shown to have resonance solutions using an Euler transform method. In paper 94, this method was extended and applied systematically to the Bedini machine, which was shown to have the chance of producing energy from spacetime, although nobody has succeeded in achieving this to date. In addition, spacetime effects in transformers have been found by Ide and successfully explained by ECE theory [47].

■ **Example 5.7** As another important example, we consider resonant forms of the Ampère-Maxwell law. In potential representation, see Eq. (4.206), it reads

$$\begin{aligned} & \nabla(\nabla \cdot \mathbf{A}^a) - \nabla^2 \mathbf{A}^a - \nabla \times (\omega_b^a \times \mathbf{A}^b) \\ & + \frac{1}{c^2} \left( \frac{\partial^2 \mathbf{A}^a}{\partial t^2} + c \frac{\partial (\omega_{0b}^a \mathbf{A}^b)}{\partial t} + \nabla \frac{\partial \phi^a}{\partial t} - \frac{\partial (\omega_b^a \phi^b)}{\partial t} \right) = \mu_0 \mathbf{J}^a. \end{aligned} \quad (5.154)$$

$\mathbf{J}^a$  is a current, which may have a polarization dependence. Assuming the simple case that there is no scalar potential, and that the vector potential is independent of space location and has a pure time dependence only, we obtain the equation

$$\frac{\partial^2 \mathbf{A}^a}{\partial t^2} + c \frac{\partial (\omega_{0b}^a \mathbf{A}^b)}{\partial t} = \frac{1}{\varepsilon_0} \mathbf{J}^a. \quad (5.155)$$

Restricting this equation to one polarization index, we have

$$\frac{\partial^2 \mathbf{A}}{\partial t^2} + c \frac{\partial (\omega_0 \mathbf{A})}{\partial t} = \frac{1}{\epsilon_0} \mathbf{J}. \quad (5.156)$$

This equation is formally identical to (5.145), except that it is a vector equation and the (only) coordinate is the time coordinate. Here, the spin connection is the scalar spin connection  $\omega_0$  with units of 1/m. We replace it by a time frequency, subsuming the factor  $c$ :

$$\omega_t = c \omega_0 \quad (5.157)$$

so that (5.156) can be written:

$$\frac{\partial^2 \mathbf{A}}{\partial t^2} + \omega_t \frac{\partial \mathbf{A}}{\partial t} + \frac{\partial \omega_t}{\partial t} \mathbf{A} = \frac{1}{\epsilon_0} \mathbf{J}, \quad (5.158)$$

in full analogy to (5.145). Therefore, the existence of the time spin connection makes the Ampère-Maxwell law a resonance equation in the same way as discussed for the Coulomb law in the preceding example.

Another resonance is possible, when we assume that the vector potential is only space-dependent and there is no scalar potential, for example in magnetic structures. If  $\mathbf{A}$  is divergence-free, we obtain from Eq. (5.154), again for one direction of polarization:

$$-\nabla^2 \mathbf{A} - \nabla \times (\omega \times \mathbf{A}) = \mu_0 \mathbf{J}. \quad (5.159)$$

Here the vector spin connection  $\omega$  appears again. Using the vector identity

$$\nabla \times (\mathbf{a} \times \mathbf{b}) = \mathbf{a}(\nabla \cdot \mathbf{b}) - \mathbf{b}(\nabla \cdot \mathbf{a}) + (\mathbf{b} \cdot \nabla) \mathbf{a} - (\mathbf{a} \cdot \nabla) \mathbf{b} \quad (5.160)$$

and that  $\mathbf{A}$  is divergence-free, we obtain

$$\nabla \times (\omega \times \mathbf{A}) = -\mathbf{A}(\nabla \cdot \omega) + (\mathbf{A} \cdot \nabla) \omega - (\omega \cdot \nabla) \mathbf{A} \quad (5.161)$$

so that Eq. (5.159) becomes

$$\nabla^2 \mathbf{A} + \mathbf{A}(\nabla \cdot \omega) - (\mathbf{A} \cdot \nabla) \omega + (\omega \cdot \nabla) \mathbf{A} = -\mu_0 \mathbf{J}. \quad (5.162)$$

It can be seen that this equation contains differentiations of  $\mathbf{A}$  in zeroth, first and second order. Obviously, resonances are possible for this special form of the Ampère-Maxwell law. To show this, we first define a special system, where  $\mathbf{A}$  is restricted to two dimensions and the spin connection is perpendicular to the plane of  $\mathbf{A}$ . In cartesian coordinates, we then have

$$\mathbf{A} = \begin{bmatrix} A_X \\ A_Y \\ 0 \end{bmatrix}, \quad \omega = \begin{bmatrix} 0 \\ 0 \\ \omega_Z \end{bmatrix}, \quad \mathbf{J} = \begin{bmatrix} J_X \\ J_Y \\ J_Z \end{bmatrix}, \quad (5.163)$$

where all variables depend on coordinates  $X$  and  $Y$ . As shown in computer algebra code [85], it follows that

$$\nabla^2 \mathbf{A} = \begin{bmatrix} \frac{\partial^2 A_X}{\partial X^2} + \frac{\partial^2 A_X}{\partial Y^2} \\ \frac{\partial^2 A_Y}{\partial X^2} + \frac{\partial^2 A_Y}{\partial Y^2} \\ 0 \end{bmatrix}, \quad (5.164)$$

$$\omega \times \mathbf{A} = \begin{bmatrix} -A_Y \omega_Z \\ A_X \omega_Z \\ 0 \end{bmatrix}, \quad (5.165)$$

$$\nabla \times (\omega \times \mathbf{A}) = \begin{bmatrix} 0 \\ 0 \\ \frac{\partial \omega_Z}{\partial X} A_X + \frac{\partial \omega_Z}{\partial Y} A_Y + \frac{\partial A_X}{\partial X} \omega_Z + \frac{\partial A_Y}{\partial Y} \omega_Z \end{bmatrix}. \quad (5.166)$$

Inserting this into Eq. (5.159), leads to three component equations:

$$\frac{\partial^2 A_X}{\partial X^2} + \frac{\partial^2 A_X}{\partial Y^2} = -\mu_0 J_X, \quad (5.167)$$

$$\frac{\partial^2 A_Y}{\partial X^2} + \frac{\partial^2 A_Y}{\partial Y^2} = -\mu_0 J_Y, \quad (5.168)$$

$$\frac{\partial \omega_Z}{\partial X} A_X + \frac{\partial \omega_Z}{\partial Y} A_Y + \frac{\partial A_X}{\partial X} \omega_Z + \frac{\partial A_Y}{\partial Y} \omega_Z = -\mu_0 J_Z. \quad (5.169)$$

The first two equations decouple from the third, which is of first order in derivatives only. In order to get an impression of how resonances can occur, we simplify this equation set further, so that only one variable  $A_X(X)$  is left:

$$\mathbf{A} = \begin{bmatrix} A_X \\ 0 \\ 0 \end{bmatrix}, \quad (5.170)$$

where  $\omega$  and  $\mathbf{J}$  remain as in (5.163) but depend on the  $X$  variable only. Then the equation set (5.167-5.169) simplifies to

$$\frac{\partial^2 A_X}{\partial X^2} = -\mu_0 J_X, \quad (5.171)$$

$$0 = -\mu_0 J_Y, \quad (5.172)$$

$$\frac{\partial \omega_Z}{\partial X} A_X + \frac{\partial A_X}{\partial X} \omega_Z = -\mu_0 J_Z. \quad (5.173)$$

From Eq. (5.172) follows  $J_Y = 0$  as a constraint. Eqs. (5.171) and (5.173) are not compatible any more, but we add both equations to obtain an analytically solvable equation that combines the properties of both equations:

$$\frac{\partial^2 A_X}{\partial X^2} + \frac{\partial A_X}{\partial X} \omega_Z + \frac{\partial \omega_Z}{\partial X} A_X = -\mu_0 (J_X + J_Z). \quad (5.174)$$

(Below, we will see that this is a meaningful operation.) This is a resonance equation with non-constant coefficients, as were Eqs. (5.145) and (5.158). For demonstration, we present some solutions for this equation in cartesian coordinates. In Table 5.1 we show four solutions of Eq. (5.174) for given combinations of current density  $\mathbf{J}$  and spin connection  $\omega_Z$ . These are graphed in Fig. 5.5. All solutions have divergence points for  $X \rightarrow 0$ ,  $X \rightarrow \pm\infty$ , or elsewhere. Eq. (5.171) has an oscillatory solution as expected, but Eq. (5.173), although only of first order, has diverging solutions (solutions 5-7, see Table 5.1 and Fig. 5.6). Therefore, the combined equation (5.174) is an approximation to a full-blown calculation where all components of  $\mathbf{A}$  and  $\omega$  are present, as in Eq. (5.159). ■

Equation	Fig. ref.	$J_X, J_Z$	$\omega_Z$	Solution
(5.174)	solution 1	$J_0$	$1/X$	$\frac{2}{3}J_0\mu_0X^2$
	solution 2	$J_0/X$	$1/X$	$-J_0\mu_0(X\log(X) + \frac{1}{2}X)$
	solution 3	$J_0\sin(aX)$	$1/X$	$2\frac{J_0\mu_0}{a^3}(\sin(aX) + \frac{\cos(aX)}{X})$
	solution 4	$J_0X^2$	$1/X$	$\frac{2}{15}J_0\mu_0X^4$
(5.171)	solution 5	$J_0\cos(\kappa_0X)$		$\frac{\mu_0}{\kappa_0^2}\cos(\kappa_0X)$
(5.173)	solution 6	$J_0\cos(\kappa_0X)$	$\kappa_0\cos(\kappa X)$	$-X\frac{\mu_0}{\kappa_0^2}\frac{\sin(\kappa_0X)}{\cos(\kappa X)}$
	solution 7	$J_0\cos(\kappa_0X)$	$1/X$	$-X\frac{\mu_0}{\kappa_0}\sin(\kappa_0X)$

Table 5.1: Solutions of model resonance equations.

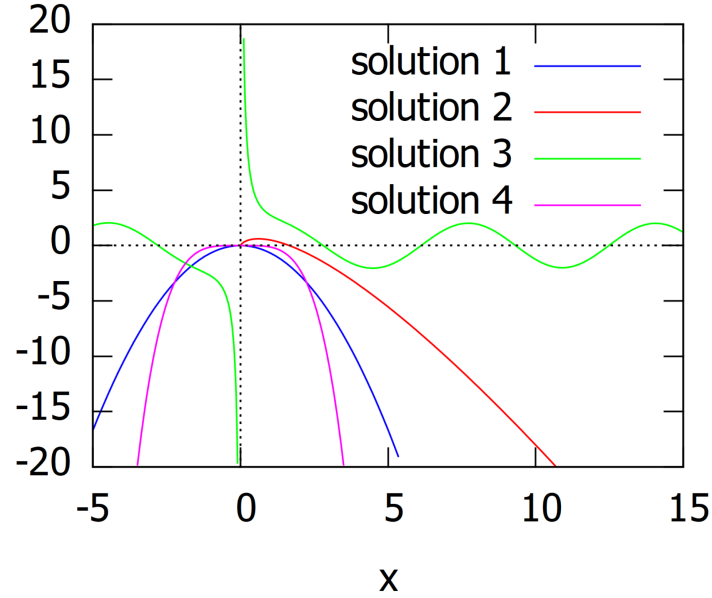


Figure 5.5: Solutions of Eq. (5.174), all constants normalized.

It is known from the work of Tesla, for example, that strong resonances in electric power can be obtained with a suitable apparatus, and such resonances cannot be explained using the standard model. One consistent explanation of Tesla's well-known results is given by the incorporation of the spin connection into classical electrodynamics.



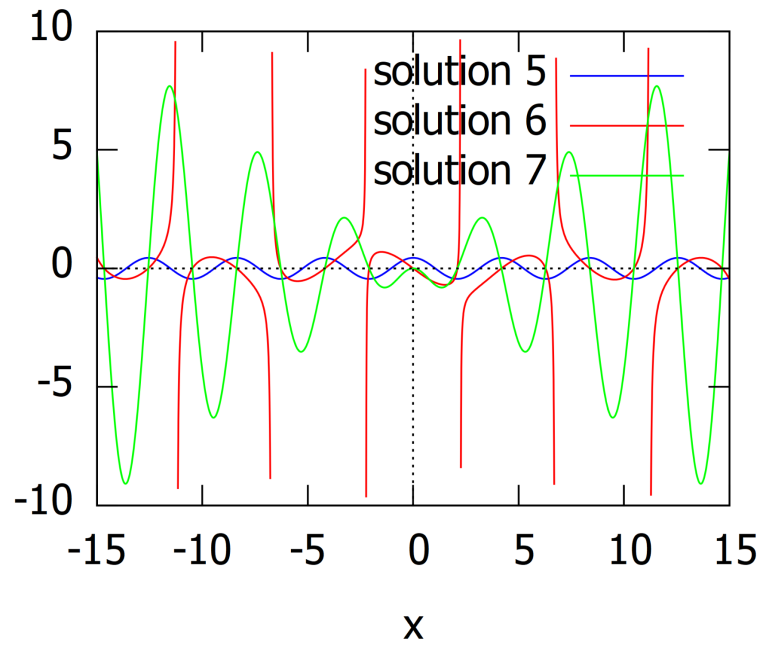



Figure 5.6: Solutions of Eqs. (5.171) and (5.173) with  $\kappa_0 = 1.5$  and  $\kappa = 0.7$ , other constants normalized.



A woman with short dark hair, wearing a dark jacket, is smiling and looking up at a large, transparent umbrella that is illuminated with warm white string lights. The background is a dark night sky with a hint of a sunset or sunrise glow on the horizon.

## 6. ECE2 theory

All developments of ECE theory so far have been based on the ECE axioms. The field equations of electromagnetism have been derived from the Cartan-Bianchi and Cartan-Evans identity as worked out in the preceding chapters. In this chapter, a new era of ECE theory is initiated from the Jacobi-Cartan-Evans identity (section 3.4.4) by defining a new type of curvature which is transformed directly into fields using a new ECE hypothesis. This identity gives field equations for the four fundamental fields: electromagnetism, gravitation, weak and strong nuclear. The field equations are exemplified in this chapter with electromagnetism, and it is shown that the Jacobi-Cartan-Evans identity produces the Maxwell-Heaviside field equations in a space with non-zero torsion and curvature with geometrically well defined magnetic and electric charge-current densities [48].

In this new era of ECE theory there are no upper indices in the field equations, so for electromagnetism, for example, their format is the same as for the Maxwell-Heaviside equations. However, the magnetic and electric charge-current densities are defined geometrically, and the equations are those of a generally covariant unified field theory (ECE theory) and not special relativity. The field equations of gravitation and of the weak and strong nuclear fields have the same format precisely as the field equations of electromagnetism, and field equations for the interaction of the fundamental fields can be developed.

### 6.1 Curvature-based field equations

#### 6.1.1 Development from the Jacobi-Cartan-Evans identity

To develop the field equations in ECE2 theory, we go back to Cartan geometry as introduced in chapter 3. The Jacobi-Cartan-Evans identity corrects the original 1902 second Bianchi identity for torsion, and was inferred in [24]. It was written out in Eq. (3.97) with curvature and torsion tensors  $R$  and  $T$  for the base manifold, i.e., with Greek indices only. As often demonstrated in chapter 3, the  $\kappa$  index of the curvature tensor in Eq. (3.97) can be replaced by the  $a$  index of tangent space:

$$D_\rho R^a_{\lambda\mu\nu} + D_\nu R^a_{\lambda\rho\mu} + D_\mu R^a_{\lambda\nu\rho} = T^\alpha_{\mu\nu} R^a_{\lambda\rho\alpha} + T^\alpha_{\rho\mu} R^a_{\lambda\nu\alpha} + T^\alpha_{\nu\rho} R^a_{\lambda\mu\alpha}, \quad (6.1)$$

where  $R^a_{\lambda\mu\nu}$  is a mixed-index tensor [48]. This is a cyclic sum of covariant derivatives of curvature tensors. In a space of four dimensions, a second form of the Jacobi-Cartan-Evans identity can be

written with Hodge-dual tensors:

$$D_\rho \tilde{R}^a_{\lambda\mu\nu} + D_\nu \tilde{R}^a_{\lambda\rho\mu} + D_\mu \tilde{R}^a_{\lambda\nu\rho} = \tilde{T}^\alpha_{\mu\nu} R^a_{\lambda\rho\alpha} + \tilde{T}^\alpha_{\rho\mu} R^a_{\lambda\nu\alpha} + \tilde{T}^\alpha_{\nu\rho} R^a_{\lambda\mu\alpha}. \quad (6.2)$$

Using the methods of section 3.3.1, the last two indices of the tensors  $R$  and  $T$  can be pulled up by Hodge dual operations, giving sums of the form

$$D_\mu \tilde{R}^a_{\lambda}{}^{\mu\nu} = \tilde{T}^{\alpha\mu\nu} R^a_{\lambda\mu\alpha}, \quad (6.3)$$

$$D_\mu R^a_{\lambda}{}^{\mu\nu} = T^{\alpha\mu\nu} R^a_{\lambda\mu\alpha}. \quad (6.4)$$

Now define a new curvature tensor  $R^{\mu\nu}$  by

$$R^{\mu\nu} := q^\lambda{}_a R^a_{\lambda}{}^{\mu\nu} \quad (6.5)$$

and its Hodge-dual by

$$\tilde{R}^{\mu\nu} := q^\lambda{}_a \tilde{R}^a_{\lambda}{}^{\mu\nu}. \quad (6.6)$$

These are fundamentally new curvature definitions. Using the tetrad postulate

$$D_\mu q^a{}_\lambda = 0, \quad (6.7)$$

it follows for the left-hand side of Eq. (6.3):

$$D_\mu \tilde{R}^a_{\lambda}{}^{\mu\nu} = D_\mu (q^a{}_\lambda \tilde{R}^{\mu\nu}) = (D_\mu q^a{}_\lambda) \tilde{R}^{\mu\nu} + q^a{}_\lambda D_\mu \tilde{R}^{\mu\nu} = q^a{}_\lambda D_\mu \tilde{R}^{\mu\nu}. \quad (6.8)$$

Inserting this into (6.3) and multiplying with  $q^\lambda{}_a$ , we obtain with the covariant version of (6.6):

$$D_\mu \tilde{R}^{\mu\nu} = \tilde{T}^{\alpha\mu\nu} R_{\mu\alpha}, \quad (6.9)$$

and in the same way for (6.4):

$$D_\mu R^{\mu\nu} = T^{\alpha\mu\nu} R_{\mu\alpha}. \quad (6.10)$$

From the definition of the covariant derivative (2.130) of a rank-2 tensor follows for both equations:

$$\partial_\mu \tilde{R}^{\mu\nu} + \Gamma^\mu_{\mu\lambda} \tilde{R}^{\lambda\nu} + \Gamma^\nu_{\mu\lambda} \tilde{R}^{\mu\lambda} = \tilde{T}^{\alpha\mu\nu} R_{\mu\alpha}, \quad (6.11)$$

$$\partial_\mu R^{\mu\nu} + \Gamma^\mu_{\mu\lambda} R^{\lambda\nu} + \Gamma^\nu_{\mu\lambda} R^{\mu\lambda} = T^{\alpha\mu\nu} R_{\mu\alpha}. \quad (6.12)$$

These equations can be abbreviated as

$$\partial_\mu \tilde{R}^{\mu\nu} = j^\nu, \quad (6.13)$$

$$\partial_\mu R^{\mu\nu} = J^\nu, \quad (6.14)$$

where:

$$j^\nu = \tilde{T}^{\alpha\mu\nu} R_{\mu\alpha} - \Gamma^\mu_{\mu\lambda} \tilde{R}^{\lambda\nu} - \Gamma^\nu_{\mu\lambda} \tilde{R}^{\mu\lambda}, \quad (6.15)$$

$$J^\nu = T^{\alpha\mu\nu} R_{\mu\alpha} - \Gamma^\mu_{\mu\lambda} R^{\lambda\nu} - \Gamma^\nu_{\mu\lambda} R^{\mu\lambda}. \quad (6.16)$$

We now define new axioms for transforming the geometric quantities  $R^{\mu\nu}$  and  $\tilde{R}^{\mu\nu}$  to the electromagnetic fields  $F^{\mu\nu}$  and  $\tilde{F}^{\mu\nu}$ :

$$F^{\mu\nu} := W^{(0)} R^{\mu\nu}, \quad (6.17)$$

$$\tilde{F}^{\mu\nu} := W^{(0)} \tilde{R}^{\mu\nu}, \quad (6.18)$$

where  $W^{(0)}$  is a scalar with units of magnetic flux (Tesla·m<sup>2</sup> or V·s or Weber). Then the equations (6.13, 6.14) take the form as in (4.47, 4.48), however without the index  $a$  of tangent space:

$$\partial_\mu \tilde{F}^{\mu\nu} = W^{(0)} j^\nu, \quad (6.19)$$

$$\partial_\mu F^{\mu\nu} = W^{(0)} J^\nu. \quad (6.20)$$

The electromagnetic fields are defined as in standard theory (2.175, 2.188), here both in Tesla units:

$$F^{\mu\nu} = \begin{bmatrix} 0 & -E^1/c & -E^2/c & -E^3/c \\ E^1/c & 0 & -B^3 & B^2 \\ E^2/c & B^3 & 0 & -B^1 \\ E^3/c & -B^2 & B^1 & 0 \end{bmatrix}, \quad (6.21)$$

$$\tilde{F}^{\mu\nu} = \begin{bmatrix} 0 & B^1 & B^2 & B^3 \\ -B^1 & 0 & -E^3/c & E^2/c \\ -B^2 & E^3/c & 0 & -E^1/c \\ -B^3 & -E^2/c & E^1/c & 0 \end{bmatrix}. \quad (6.22)$$

We identify the contravariant tensor elements with the cartesian elements of the electric and magnetic field as usual. With the current vector definitions

$$(j^\mu) = \begin{bmatrix} j^0 \\ j_X \\ j_Y \\ j_Z \end{bmatrix} = \begin{bmatrix} j^0 \\ \mathbf{j} \end{bmatrix}, \quad (6.23)$$

$$(J^\mu) = \begin{bmatrix} J^0 \\ J_X \\ J_Y \\ J_Z \end{bmatrix} = \begin{bmatrix} J^0 \\ \mathbf{J} \end{bmatrix} \quad (6.24)$$

we then obtain the field equations in vector form as explained in examples (2.11) and (2.12) in all detail:

$$\nabla \cdot \mathbf{B} = W^{(0)} j^0, \quad (6.25)$$

$$\nabla \times \mathbf{E} + \frac{\partial \mathbf{B}}{\partial t} = c W^{(0)} \mathbf{j}, \quad (6.26)$$

$$\nabla \cdot \mathbf{E} = c W^{(0)} J^0, \quad (6.27)$$

$$\nabla \times \mathbf{B} - \frac{1}{c^2} \frac{\partial \mathbf{E}}{\partial t} = W^{(0)} \mathbf{J}. \quad (6.28)$$

The units of  $j^\nu$  and  $J^\nu$  are 1/m<sup>3</sup> so that all right-hand sides have the correct physical units. These equations are valid in a spacetime with torsion and curvature. Thus, the field equations have taken the form we have developed in chapter 5. The homogeneous current  $j^\nu$  vanishes for the case

$$\tilde{T}^{\alpha\mu\nu} R_{\mu\alpha} = \Gamma^\mu_{\mu\lambda} \tilde{R}^{\lambda\nu} + \Gamma^\nu_{\mu\lambda} \tilde{R}^{\mu\lambda}, \quad (6.29)$$

and the electric current  $J^\nu$  is zero for

$$T^{\alpha\mu\nu} R_{\mu\alpha} = \Gamma^\mu_{\mu\lambda} R^{\lambda\nu} + \Gamma^\nu_{\mu\lambda} R^{\mu\lambda}. \quad (6.30)$$

In this representation from pure curvature, the field equations do not have more indices than Maxwell's equations, in particular no index of tangent space. Because the axioms (6.17, 6.18)

are based on curvature only, we are in a certain vicinity of Einstein's theory here. However, the definitions of geometric currents (6.15, 6.16) contain a torsion term, whereby Cartan geometry appears.

At this place, we show in an example, how a pure curvature-based theory has produced convincing numerical results.

■ **Example 6.1** We report on a unification between geometric and electromagnetic equations. Such an approach was developed quite soon after Einstein's general relativity by Rainich [49]. It is known under the name *Einstein-Maxwell Equations*. Basis is the Einstein field equation

$$R_{\mu\nu} - \frac{1}{2}Rg_{\mu\nu} = -kT_{E\mu\nu}, \quad (6.31)$$

where  $R_{\mu\nu}$  is the Ricci tensor,  $R$  the Ricci scalar,  $k$  the Einstein constant, and  $T_{E\mu\nu}$  the energy-momentum tensor of the system under consideration. The *Ricci tensor* and *Ricci scalar* are defined by

$$R_{\mu\nu} = R^\lambda_{\mu\lambda\nu}, \quad (6.32)$$

$$R = g^{\mu\nu}R_{\mu\nu}. \quad (6.33)$$

These are contractions of the Riemann tensor  $R^\lambda_{\mu\rho\nu}$  which is derived from a symmetric Christoffel connection in Einstein's general relativity. It has been shown that the Einstein field equation, although not directly compatible with ECE theory, can be considered as an approximation, at least in cosmological problems [50].

The Einstein-Maxwell theory uses the electromagnetic energy-momentum tensor of the form [51]:

$$T_{E\mu\nu} = F_{\mu\alpha}F_\nu{}^\alpha - \frac{1}{4}g_{\mu\nu}F_{\alpha\beta}F^{\alpha\beta}. \quad (6.34)$$

$F_{\mu\nu}$  is the covariant, antisymmetric electromagnetic field tensor as defined by Eq. (2.177), in electric units. Its covariant form is given in Eq. (6.21). Bruchholz [52] neglected the scalar curvature in Einstein's field equation (6.31) and, consequently, equated the Ricci tensor with the energy-momentum tensor:

$$R_{\mu\nu} = -kT_{E\mu\nu}. \quad (6.35)$$

Because of energy conservation, the covariant divergence of the energy-momentum tensor has to vanish:

$$D_\nu T_{E\mu}{}^\nu = 0, \quad (6.36)$$

which implies

$$D_\nu R_\mu{}^\nu = 0. \quad (6.37)$$

Rainich assumed that masses and charges are concentrated in point masses. He exempted these points from the space to be considered. In these "vacuum" regions around the point masses, the covariant divergence of the field Tensor  $F^{\mu\nu}$  has to vanish also:

$$D_\nu F^{\mu\nu} = 0. \quad (6.38)$$

For the electromagnetic field in vacuo, the first two Maxwell equations can be written according to example (2.11):

$$\partial_\lambda F_{\mu\nu} + \partial_\mu F_{\nu\lambda} + \partial_\nu F_{\lambda\mu} = 0, \quad (6.39)$$

or in form notation:

$$d \wedge F = 0. \quad (6.40)$$

The other two Maxwell equations have to be expressed by the Hodge dual according to Eq. (2.185) in example (2.12):

$$\partial_\mu \tilde{F}^{\mu\nu} = 0 \quad (6.41)$$

and are not considered in the Einstein-Maxwell theory. Eq. (6.39) is automatically fulfilled, if the electromagnetic field tensor is expressed by potentials  $A_\mu$  as done in Einstein-Maxwell-theory:

$$F_{\mu\nu} = \partial_\mu A_\nu - \partial_\nu A_\mu. \quad (6.42)$$

It is seen that the field  $F_{\mu\nu}$  is defined by special relativity, in a spacetime without curvature and torsion. In Einsteinian relativity, the energy-momentum tensor of the gravitational field vanishes in regions of the vacuum, but the corresponding electromagnetic tensor does not. This is a deficiency of Einstein-Maxwell theory, but it may be irrelevant here because electromagnetic forces are stronger than gravitational forces by at least 21 orders of magnitude.

In total, the equations to be solved are (6.34/6.35) and (6.38):

$$R_{\mu\nu} = k \left( \frac{1}{4} g_{\mu\nu} F_{\alpha\beta} F^{\alpha\beta} - F_{\mu\alpha} F_\nu{}^\alpha \right), \quad (6.43)$$

$$\partial_\nu F^{\mu\nu} + \Gamma^\mu_{\nu\lambda} F^{\lambda\nu} + \Gamma^\nu_{\nu\lambda} F^{\mu\lambda} = 0. \quad (6.44)$$

Where  $F_{\mu\nu}$  is defined by the potentials in (6.42). The  $\Gamma$ 's follow from the metric, in total there are 10 independent components of the metric and 4 components of the electromagnetic potential to be determined. There are only 10 equations available, 4 of 14 components remain undetermined. The corresponding result also holds in ECE theory, see example 4.1. The equations are nonlinear in their variables. This fact produces always chaotic solutions.

Ulrich Bruchholz found an unrivaled way to determine properties of elementary particles from the Einstein-Maxwell equations without having to solve them directly [53–55]. This will shortly be described in the following. Although elementary particles belong to the realm of quantum mechanics, Bruchholz succeeded in describing their properties with a classical method.

He developed a computation scheme for elementary physical quantities like particle masses, charges, spin and magnetic moments on this basis. Wave equations are used as first approximations of the field equations. Non-zero solutions stem from integration constants of these wave equations. The under-determinacy of solutions may lead to many different solutions, but the integration constants do not change with variation of these additional choices. The integration constants are defined by the particle quantities mentioned above.

When we try to solve the geometric equations numerically, the Einstein-Maxwell equations might be fairly difficult to handle. Instead of this, Bruchholz used sampling methods, going from known geometrical regions through unknown regions up to a geometric limit by finite steps. For central problems, he integrated the solution from an outer starting radius to a certain inner radius. This end radius is reached, where the solutions exceed a certain limit, i.e., they begin to diverge.

The integration constants are parameters being inserted into the wave solutions, which serve as initial values for the numerical integration of the field equations. The initial metric elements for the

coordinates  $(t, r, \theta, \phi)$  are defined by

$$g_{00} = 1 - \frac{c_1}{r} + \frac{1}{2} \left( \left( \frac{c_3}{r} \right)^2 + \left( \frac{c_4}{r^2} \right)^2 \cos^2 \theta \right), \quad (6.45)$$

$$g_{11} = 1 + \frac{c_1}{r} - \frac{1}{2} \left( \frac{c_3}{r} \right)^2 + \frac{1}{10} \left( \frac{c_4}{r^2} \right)^2 (1 + \sin^2 \theta), \quad (6.46)$$

$$g_{22} = r^2 \left( 1 + \left( \frac{c_4}{r^2} \right)^2 \left( \frac{1}{3} \sin^2 \theta - \frac{3}{10} \right) \right), \quad (6.47)$$

$$g_{33} = r^2 \sin^2 \theta \left( 1 + \left( \frac{c_4}{r^2} \right)^2 \left( \frac{\sin^2 \theta}{15} - \frac{3}{10} \right) \right), \quad (6.48)$$

$$g_{23} = r \sin^2 \theta \left( \frac{c_2}{r^2} - \frac{1}{2} \frac{c_3 c_4}{r^3} \right), \quad (6.49)$$

and the electromagnetic potentials are given by

$$A_0 = \frac{c_3}{r}, \quad (6.50)$$

$$A_3 = r \sin^2 \theta \frac{c_4}{r^2}, \quad (6.51)$$

with constants

$$c_1 = \frac{k}{4\pi} m, \quad (6.52)$$

$$c_2 = \frac{ks}{4\pi c}, \quad (6.53)$$

$$c_3 = \frac{\sqrt{k\mu_0}}{4\pi} Q, \quad (6.54)$$

$$c_4 = \frac{\sqrt{k\varepsilon_0}}{4\pi} M \quad (6.55)$$

for mass  $m$ , spin  $s$ , charge  $Q$  and magnetic moment  $M$ .  $k$  is the Einstein constant.

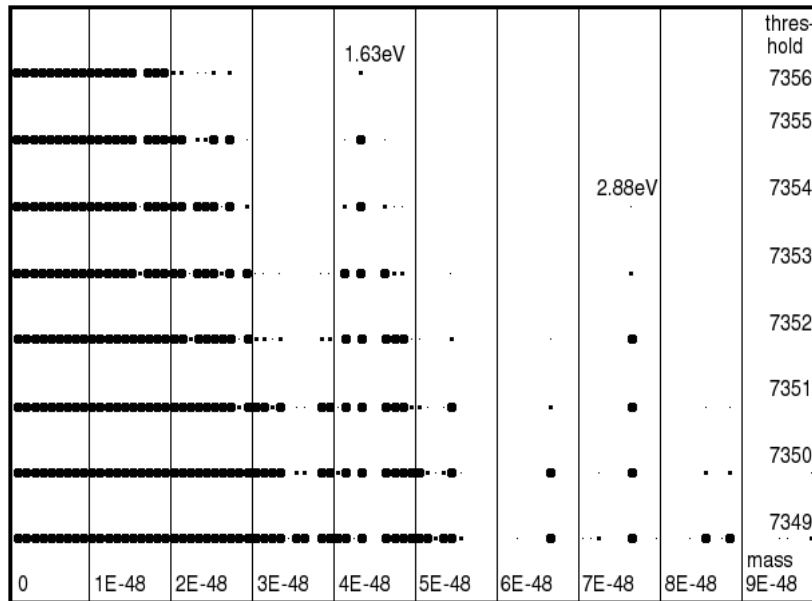


Figure 6.1: Bruchholz results for the electron neutrino, masses  $< 4\text{eV}$  [54].



In dependence of these parameters, the mentioned geometric limit (inner radius) shows minima for certain discrete values of the integration constants. These are the solutions sought for. One can numerically determine these discrete values using lots of tests. These results differ from experimentally known values (of electron, nuclei) by not more than 5%. The differences may be significant, but a lot of constants of nature can be determined in this way, meaning excellent sureness of results. Moreover, masses of supposed neutrinos have been predicted [54]. An example is shown in Fig. 6.1. The abscissa describes the mass values, and the thickness of points describes convergence strength. The more iterations can be made until divergence, the better the convergence, the thicker the point. The initial radius was chosen to be  $5 \cdot 10^{-15} \text{m}$ . The horizontally piled lines hold for different numbers of computational steps, see most-right column. The results are in the range of assumed mass energies. Reliable values are still to be found by experiments being carried out by several institutions. ■

### 6.1.2 Development from the Cartan-Bianchi and Cartan-Evans identity

In the preceding section, we defined new ECE axioms based on curvature only. This leads to a formulation of ECE2 theory based on the tensors of the base manifold, without reference to the tangent space. The benefit is that no interpretation of polarization indices of the tangent space is required and the Maxwell-like equations are formally identical to Maxwell-Heaviside theory. However, there is no possibility for introducing potentials, which are essential for ECE theory because they have a physical meaning. The potentials have been developed on basis of the first Cartan structure equation (2.268), referring to torsion. In this section we develop a version of ECE2 theory where, besides the first Cartan structure equation, the second structure equation (2.282) is used, which relates to curvature [56, 57].

We start with the Jacobi-Cartan-Evans identity (6.1) again and with its Hodge dual, Eq. (6.2). These can be rewritten to covariant form, see Eqs. (6.3, 6.4):

$$D_\mu \tilde{R}^a{}_\lambda{}^{\mu\nu} = \tilde{T}^{\alpha\mu\nu} R^a{}_{\lambda\mu\alpha}, \quad (6.56)$$

$$D_\mu R^a{}_\lambda{}^{\mu\nu} = T^{\alpha\mu\nu} R^a{}_{\lambda\mu\alpha}. \quad (6.57)$$

Now define a new curvature 2-form  $R^a{}_b{}^{\mu\nu}$  by

$$R^a{}_b{}^{\mu\nu} := q^\lambda{}_b R^a{}_\lambda{}^{\mu\nu} \quad (6.58)$$

and its Hodge-dual by

$$\tilde{R}^a{}_b{}^{\mu\nu} := q^\lambda{}_b \tilde{R}^a{}_\lambda{}^{\mu\nu}. \quad (6.59)$$

The subsequent derivations are very similar to those in section 6.1.1. Multiplying the Eqs. (6.56, 6.57) by  $q^\lambda{}_b$  and using the tetrad postulate, we can formally replace the  $\lambda$  index by the  $b$  index of tangent space, giving:

$$D_\mu \tilde{R}^a{}_b{}^{\mu\nu} = \tilde{T}^{\alpha\mu\nu} R^a{}_{b\mu\alpha}, \quad (6.60)$$

$$D_\mu R^a{}_b{}^{\mu\nu} = T^{\alpha\mu\nu} R^a{}_{b\mu\alpha}. \quad (6.61)$$

From the definition of the covariant derivative of a 2-form follows for both equations:

$$\partial_\mu \tilde{R}^a{}_b{}^{\mu\nu} + \omega^a{}_{\mu c} \tilde{R}^c{}_b{}^{\mu\nu} - \omega^c{}_{\mu b} \tilde{R}^a{}_c{}^{\mu\nu} = \tilde{T}^{\alpha\mu\nu} R^a{}_{b\mu\alpha}, \quad (6.62)$$

$$\partial_\mu R^a{}_b{}^{\mu\nu} + \omega^a{}_{\mu c} R^c{}_b{}^{\mu\nu} - \omega^c{}_{\mu b} R^a{}_c{}^{\mu\nu} = T^{\alpha\mu\nu} R^a{}_{b\mu\alpha}. \quad (6.63)$$

Now we define new axioms for transforming the geometric curvature 2-form  $R_b^{a\ \mu\nu}$  to a 2-form of the electromagnetic field  $F_b^{a\ \mu\nu}$ . The Hodge dual is defined in the same way. The expression “defined” for the Hodge dual is not precise because it is a consequence of the definition of  $F_b^{a\ \mu\nu}$ :

$$F_b^{a\ \mu\nu} := W^{(0)} R_b^{a\ \mu\nu}, \quad (6.64)$$

$$\tilde{F}_b^{a\ \mu\nu} := W^{(0)} \tilde{R}_b^{a\ \mu\nu}. \quad (6.65)$$

Again,  $W^{(0)}$  is a scalar with units of magnetic flux (Tesla·m<sup>2</sup> or Weber) as in the definitions (6.17, 6.18). Then, the electromagnetic field equations follow from (6.60, 6.61):

$$D_\mu \tilde{F}_b^{a\ \mu\nu} = \tilde{T}^{\alpha\mu\nu} F_{b\mu\alpha}, \quad (6.66)$$

$$D_\mu F_b^{a\ \mu\nu} = T^{\alpha\mu\nu} F_{b\mu\alpha}. \quad (6.67)$$

From these equations, their vector form can be developed, but both the electric and magnetic field vectors have two indices  $a$  and  $b$ , making a physical interpretation quite difficult. However, there is a method to get rid of these indices as we will see later.

Torsion appears as a tensor of the base manifold, so the situation is different compared to the standard derivation of the ECE field equations in earlier chapters, where the torsion 2-form was used to define the physical fields.

Using the axioms (6.64, 6.65), Eqs. (6.62, 6.63) can be expressed by fields:

$$\partial_\mu \tilde{F}_b^{a\ \mu\nu} + \omega_{\mu c}^a \tilde{F}_b^{c\ \mu\nu} - \omega_{\mu b}^c \tilde{F}_c^{a\ \mu\nu} = \tilde{T}^{\alpha\mu\nu} F_{b\mu\alpha}, \quad (6.68)$$

$$\partial_\mu F_b^{a\ \mu\nu} + \omega_{\mu c}^a F_b^{c\ \mu\nu} - \omega_{\mu b}^c F_c^{a\ \mu\nu} = T^{\alpha\mu\nu} F_{b\mu\alpha}. \quad (6.69)$$

Again, these equations can be abbreviated as

$$\partial_\mu \tilde{F}_b^{a\ \mu\nu} = \mu_0 j_b^{a\ \nu}, \quad (6.70)$$

$$\partial_\mu F_b^{a\ \mu\nu} = \mu_0 J_b^{a\ \nu}, \quad (6.71)$$

with current definitions

$$j_b^{a\ \nu} = \frac{1}{\mu_0} \left( \tilde{T}^{\alpha\mu\nu} F_{b\mu\alpha} - \omega_{\mu c}^a \tilde{F}_b^{c\ \mu\nu} + \omega_{\mu b}^c \tilde{F}_c^{a\ \mu\nu} \right), \quad (6.72)$$

$$J_b^{a\ \nu} = \frac{1}{\mu_0} \left( T^{\alpha\mu\nu} F_{b\mu\alpha} - \omega_{\mu c}^a F_b^{c\ \mu\nu} + \omega_{\mu b}^c F_c^{a\ \mu\nu} \right). \quad (6.73)$$

So far, these currents, the homogeneous and inhomogeneous current, are 1-forms as before, however, augmented by two indices of tangent space.

The electromagnetic fields are also defined as before, but with two indices of tangent space:

$$F_b^{a\ \mu\nu} = \begin{bmatrix} 0 & -E_b^{a\ 1}/c & -E_b^{a\ 2}/c & -E_b^{a\ 3}/c \\ E_b^{a\ 1}/c & 0 & -B_b^{a\ 3} & B_b^{a\ 2} \\ E_b^{a\ 2}/c & B_b^{a\ 3} & 0 & -B_b^{a\ 1} \\ E_b^{a\ 3}/c & -B_b^{a\ 2} & B_b^{a\ 1} & 0 \end{bmatrix}, \quad (6.74)$$

$$\tilde{F}_b^{a\ \mu\nu} = \begin{bmatrix} 0 & B_b^{a\ 1} & B_b^{a\ 2} & B_b^{a\ 3} \\ -B_b^{a\ 1} & 0 & -E_b^{a\ 3}/c & E_b^{a\ 2}/c \\ -B_b^{a\ 2} & E_b^{a\ 3}/c & 0 & -E_b^{a\ 1}/c \\ -B_b^{a\ 3} & -E_b^{a\ 2}/c & E_b^{a\ 1}/c & 0 \end{bmatrix}. \quad (6.75)$$

The field equations (6.70, 6.71) can be expressed in vector form. This is fully analogous to the procedure described in sections 4.2.2 and 4.3.3. The results are the field equations in vector form as

(4.72-4.75), but with a twofold index of tangent space:

$$\nabla \cdot \mathbf{B}_b^a = -\mu_0 j_b^{a0}, \quad (6.76)$$

$$\frac{\partial \mathbf{B}_b^a}{\partial t} + \nabla \times \mathbf{E}_b^a = c \mu_0 \mathbf{j}_b^a, \quad (6.77)$$

$$\nabla \cdot \mathbf{E}_b^a = \frac{\rho_b^{a0}}{\epsilon_0}, \quad (6.78)$$

$$-\frac{1}{c^2} \frac{\partial \mathbf{E}_b^a}{\partial t} + \nabla \times \mathbf{B}_b^a = \mu_0 \mathbf{J}_b^a. \quad (6.79)$$

The current vectors are defined as in Eqs. (6.23, 6.24) by

$$(j_b^a)^\mu = \begin{bmatrix} j_b^{a0} \\ j_{bX}^a \\ j_{bY}^a \\ j_{bZ}^a \end{bmatrix} = \begin{bmatrix} j_b^{a0} \\ \mathbf{j}_b^a \end{bmatrix}, \quad (6.80)$$

$$(J_b^a)^\mu = \begin{bmatrix} J_b^{a0} \\ J_{bX}^a \\ J_{bY}^a \\ J_{bZ}^a \end{bmatrix} = \begin{bmatrix} J_b^{a0} \\ \mathbf{J}_b^a \end{bmatrix}. \quad (6.81)$$

### Removing tangent space indices

The indices  $a, b$  of tangent space in the field tensor  $F_b^{a\mu\nu}$  can be removed by multiplication with the basis vectors. The basis vectors of tangent space are the covariant 4-vectors  $e_a$ :

$$e_{(0)} = \begin{bmatrix} 1 \\ 0 \\ 0 \\ 0 \end{bmatrix}, \quad e_{(1)} = \begin{bmatrix} 0 \\ 1 \\ 0 \\ 0 \end{bmatrix}, \quad e_{(2)} = \begin{bmatrix} 0 \\ 0 \\ 1 \\ 0 \end{bmatrix}, \quad e_{(3)} = \begin{bmatrix} 0 \\ 0 \\ 0 \\ 1 \end{bmatrix} \quad (6.82)$$

and the contravariant vectors  $e^a$ :

$$e^{(0)} = \begin{bmatrix} 1 \\ 0 \\ 0 \\ 0 \end{bmatrix}, \quad e^{(1)} = \begin{bmatrix} 0 \\ -1 \\ 0 \\ 0 \end{bmatrix}, \quad e^{(2)} = \begin{bmatrix} 0 \\ 0 \\ -1 \\ 0 \end{bmatrix}, \quad e^{(3)} = \begin{bmatrix} 0 \\ 0 \\ 0 \\ -1 \end{bmatrix}, \quad (6.83)$$

where the lower indices have been pulled up by the Minkowski metric as usual. The scalar product of both is a constant:

$$e^a e_a = 1 - 1 - 1 - 1 = -2. \quad (6.84)$$

We can apply this to remove the Latin indices in the torsion and curvature forms. In standard ECE theory developed in chapter 4, we can define a vector potential and field tensor by a contraction process with unit 4-vectors:

$$A_\mu = e_a A_\mu^a = A^{(0)} e_a q_\mu^a = A^{(0)} q_\mu \quad (6.85)$$

where  $q_\mu$  is a 4-vector in the space of the base manifold, derived from the tetrad matrix  $q_\mu^a$ . For the electromagnetic field we obtain

$$F_{\mu\nu} = e_a F_{\mu\nu}^a = A^{(0)} e_a T_{\mu\nu}^a = A^{(0)} T_{\mu\nu}, \quad (6.86)$$

which corresponds to a kind of reduced torsion form:

$$T_{\mu\nu} = T^{(0)}_{\mu\nu} + T^{(1)}_{\mu\nu} + T^{(2)}_{\mu\nu} + T^{(3)}_{\mu\nu}. \quad (6.87)$$

In ECE2 theory, we have a double-indexed field tensor  $F^a_{b\mu\nu}$ . Therefore, we have to apply some linear algebra to reduce this tensor to a conventionally looking field tensor:

$$F_{\mu\nu} = e_a e^b F^a_{b\mu\nu} \quad (6.88)$$

and the corresponding result for the contravariant tensor  $F^{\mu\nu}$ . With the axiom (6.64) we can also write:

$$F^{\mu\nu} = W^{(0)} e_a e^b R^a_b{}^{\mu\nu}, \quad (6.89)$$

which relates  $F$  to the curvature form  $R$ .

The summations in Eq. (6.88) deserve some special consideration. Using the law of associativity, we can write

$$F_{\mu\nu} = e_a^T \left( F^a_{b\mu\nu} e^b \right), \quad (6.90)$$

where  $e_a^T$  is a transposed unit vector. This equation has the form (omitting indices  $\mu, \nu$ ):

$$([1, 0, 0, 0] + \dots + [0, 0, 0, 1]) \left( F^a_{(0)} \begin{bmatrix} 1 \\ 0 \\ 0 \\ 0 \end{bmatrix} + \dots + F^a_{(3)} \begin{bmatrix} 0 \\ 0 \\ 0 \\ -1 \end{bmatrix} \right). \quad (6.91)$$

$F^a_b$  is a matrix, and the right parenthesis contains a sum of matrix-vector multiplications. Since the vectors are unit vectors, they produce terms only from that line of the matrix where the unit vector component is different from zero. Therefore the matrix can be factored out and the unit vectors can be summed up. the same holds for the left-hand part:

$$[1, 1, 1, 1] \left( F^a_b \begin{bmatrix} 1 \\ -1 \\ -1 \\ -1 \end{bmatrix} \right). \quad (6.92)$$

Thus, when denoting the contracted unit vectors in this equation by  $e_{(\text{ctr})a}$  and  $e_{(\text{ctr})}^b$ , we can write for (6.90):

$$F_{\mu\nu} = e_{(\text{ctr})a}^T F^a_{b\mu\nu} e_{(\text{ctr})}^b. \quad (6.93)$$

■ **Example 6.2** We compute the values of  $F_{\mu\nu}$  from the averaging over indices  $a$  and  $b$ . For the one-indexed torsion form this was done in Eqs. (6.86, 6.87), it is simply the sum of the elements over the  $a$  index. In the double-indexed case (6.93) it is more complicated.

The values of  $F_{\mu\nu}$  are computed in the computer algebra code [86]. The evaluation of the matrix-vector operations leads to the result (omitting the indices  $\mu, \nu$  at the right-hand side again):

$$\begin{aligned} F_{\mu\nu} = & F^{(0)}_{(0)} - \left( F^{(0)}_{(1)} + F^{(0)}_{(2)} + F^{(0)}_{(3)} \right) \\ & + F^{(1)}_{(0)} - \left( F^{(1)}_{(1)} + F^{(1)}_{(2)} + F^{(1)}_{(3)} \right) \\ & + F^{(2)}_{(0)} - \left( F^{(2)}_{(1)} + F^{(2)}_{(2)} + F^{(2)}_{(3)} \right) \\ & + F^{(3)}_{(0)} - \left( F^{(3)}_{(1)} + F^{(3)}_{(2)} + F^{(3)}_{(3)} \right). \end{aligned} \quad (6.94)$$

This sum has been written in matrix form. It can be seen that the first column is taken as positive summands and the other columns as negative summands. This is lastly a consequence of the signs in the contravariant unit vector  $e^b$ . ■

The simplifications can be applied to both sides the field equations (6.70, 6.71), leading to reduced 1-forms of current at the right-hand side. The field equations then take the familiar form:

$$\partial_\mu \tilde{F}^{\mu\nu} = \mu_0 j^\nu, \quad (6.95)$$

$$\partial_\mu F^{\mu\nu} = \mu_0 J^\nu. \quad (6.96)$$

This set can be handled in the same way as in section 6.1.1, leading to the familiar vector form of electromagnetic field equations (6.25-6.28). In the present case, we have defined the currents in units of A/m<sup>2</sup> as usual, therefore the constants at the right-hand side differ. The results are the well-known equations (6.25-6.28) without any indices of tangent space:

$$\nabla \cdot \mathbf{B} = -\mu_0 j^0, \quad (6.97)$$

$$\frac{\partial \mathbf{B}}{\partial t} + \nabla \times \mathbf{E} = c \mu_0 \mathbf{j}, \quad (6.98)$$

$$\nabla \cdot \mathbf{E} = \frac{\rho}{\epsilon_0}, \quad (6.99)$$

$$-\frac{1}{c^2} \frac{\partial \mathbf{E}}{\partial t} + \nabla \times \mathbf{B} = \mu_0 \mathbf{J}. \quad (6.100)$$

If no magnetic monopoles are there, the homogeneous currents vanish. Then, these equations are formally identical to the Maxwell-Heaviside equations, but they are valid in a space with torsion and curvature, thus exceeding the range of validity of Maxwell-Heaviside theory by far.

### 6.1.3 ECE2 field equations in terms of potentials

The information contained in electromagnetic fields can greatly be enlarged by considering the potential, which are physical in ECE theory. In section 4.4, the relation between force fields and potentials was derived from the first Maurer-Cartan structure equation, Eq. (4.169), which connects the torsion with the tetrad and spin connection:

$$T^a_{\mu\nu} = \partial_\mu q^a_\nu - \partial_\nu q^a_\mu + \omega^a_{\mu b} q^b_\nu - \omega^a_{\nu b} q^b_\mu. \quad (6.101)$$

The force fields then follow from the first ECE axiom:

$$F^a_{\mu\nu} = A^{(0)} T^a_{\mu\nu}. \quad (6.102)$$

In ECE2 theory, the force fields are derived from the axiom

$$F^a_{b\mu\nu} = W^{(0)} R^a_{b\mu\nu}, \quad (6.103)$$

which is based on curvature. Therefore we have to use the second Maurer-Cartan structure equation, which connects curvature with the spin connection, see Eq. (2.282). In tensor notation this equation reads:

$$R^a_{b\mu\nu} = \partial_\mu \omega^a_{\nu b} - \partial_\nu \omega^a_{\mu b} + \omega^a_{\mu c} \omega^c_{\nu b} - \omega^a_{\nu c} \omega^c_{\mu b}. \quad (6.104)$$

The left-hand side describes the field tensor according to the above ECE2 axiom. The right-hand side has to be equated to potentials. To make a consistent definition of ECE2 potentials, we can

compare Eq. (6.104) with Eq. (6.101). The left-hand sides give the fields according to the ECE axiom

$$F_{\mu\nu}^a = A^{(0)} T_{\mu\nu}^a \quad (6.105)$$

and the ECE2 axiom

$$F_{b\mu\nu}^a = W^{(0)} R_{b\mu\nu}^a. \quad (6.106)$$

Since the left-hand sides are physically equivalent, the right-hand sides must be also. The potential of ECE theory is defined by

$$A_\mu^a = A^{(0)} q_\mu^a. \quad (6.107)$$

In ECE2 theory, it must be defined in a compatible way. This can be found by the following identifications:

- index  $a \rightarrow$  indices  $a, b$ ,
- $q_\nu^a \rightarrow \omega_{\nu b}^a$ .

Then the second Maurer-Cartan structure equation (6.104) can formally be transformed to the first Maurer-Cartan structure equation (6.101), and the ECE2 potential named  $W_{b\mu}^a$  has to be defined by

$$W_{b\mu}^a = W^{(0)} \omega_{\mu b}^a, \quad (6.108)$$

i.e., the spin connection is the ECE2 potential, augmented by the constant  $W^{(0)}$ . The lower indices have been interchanged in order for convenience, this is only a definition. Then the ECE2 axioms read

$$W_{b\mu}^a = W^{(0)} \omega_{\mu b}^a, \quad (6.109)$$

$$F_{b\mu\nu}^a = W^{(0)} R_{b\mu\nu}^a, \quad (6.110)$$

and the ECE2 field-potential relation is

$$F_{b\mu\nu}^a = \partial_\mu W_{b\nu}^a - \partial_\nu W_{b\mu}^a + \omega_{\mu c}^a W_{b\nu}^c - \omega_{\nu c}^a W_{b\mu}^c. \quad (6.111)$$

The remaining  $\omega$ s are from the Maurer-Cartan structure equation. It makes sense to replace them by the potentials also:

$$F_{b\mu\nu}^a = \partial_\mu W_{b\nu}^a - \partial_\nu W_{b\mu}^a + \frac{1}{W^{(0)}} \left( W_{c\mu}^a W_{b\nu}^c - W_{c\nu}^a W_{b\mu}^c \right). \quad (6.112)$$

Remarkably, the fields depend on the potentials only, without explicit appearance of a spin connection, but in a non-linear way.

Next we will transform this equation to a vector representation. Using the form of (6.111), we can proceed in full analogy as in section 4.4, starting with Eq. (4.178). For  $\mu = 0$ , we obtain

$$F_{b01}^a = \partial_0 W_{b1}^a - \partial_1 W_{b0}^a + \omega_{0c}^a W_{b1}^c - \omega_{1c}^a W_{b0}^c, \quad (6.113)$$

$$F_{b02}^a = \partial_0 W_{b2}^a - \partial_2 W_{b0}^a + \omega_{0c}^a W_{b2}^c - \omega_{2c}^a W_{b0}^c, \quad (6.114)$$

$$F_{b03}^a = \partial_0 W_{b3}^a - \partial_3 W_{b0}^a + \omega_{0c}^a W_{b3}^c - \omega_{3c}^a W_{b0}^c. \quad (6.115)$$

We introduce a scalar potential  $\phi_W^a$  in analogy to  $\phi^a$ :

$$W_{b0}^a = \frac{\phi_W^a}{c}. \quad (6.116)$$

It follows in vector form:

$$\mathbf{E}_b^a = -\nabla \phi_W^a{}_b - \frac{\partial \mathbf{W}_b^a}{\partial t} - c \omega_{0c}^a \mathbf{W}_b^c + \omega_c^a \phi_W^c{}_b, \quad (6.117)$$

where  $\omega_b^a$  is a vector as defined by Eq. (4.189). The magnetic field is computed in vector form in full analogy to Eqs. (4.190 ff.), giving

$$\mathbf{B}_b^a = \nabla \times \mathbf{W}_b^a - \omega_c^a \times \mathbf{W}_b^c. \quad (6.118)$$

Replacing the  $\omega$ s by  $W$ , we obtain the vector form of Eq. (6.112):

$$\mathbf{E}_b^a = -\nabla \phi_W^a{}_b - \frac{\partial \mathbf{W}_b^a}{\partial t} + \frac{1}{W^{(0)}} (-\phi_W^a{}_c \mathbf{W}_b^c + \phi_W^c{}_b \mathbf{W}_c^a), \quad (6.119)$$

$$\mathbf{B}_b^a = \nabla \times \mathbf{W}_b^a - \frac{1}{W^{(0)}} \mathbf{W}_c^a \times \mathbf{W}_b^c. \quad (6.120)$$

Now we can remove the indices  $a, b$  of tangent space as described in section 6.1.2. The index  $c$  is a dummy index so that the procedure by multiplying with unit vectors  $e_a$  and  $e^b$  can be applied directly. It follows that the nonlinear terms in  $W$  cancel out. The result is

$$\mathbf{E} = -\nabla \phi_W - \frac{\partial \mathbf{W}}{\partial t}, \quad (6.121)$$

$$\mathbf{B} = \nabla \times \mathbf{W}. \quad (6.122)$$

This remarkable result means that in ECE2 theory the potentials  $\phi_W$  and  $\mathbf{W}$  play the same role as the scalar potential  $\phi$  and vector potential  $\mathbf{A}$  in Maxwellian theory. ECE2 can formally be applied in the same way as standard theory, but with a much greater scope of generally relativistic spacetime.

#### 6.1.4 Combining ECE2 and ECE theory

So far, we have used the current 1-forms (6.72, 6.73), which have two tangent space indices as the ECE2 fields  $\mathbf{E}_b^a$  and  $\mathbf{B}_b^a$ . In case of averaging these indices, we obtained the Maxwell-like equations (6.97 - 6.100) with current vectors  $\mathbf{j}$  and  $\mathbf{J}$  as well as charge densities  $j^0$  and  $\rho$ . In the following we develop the charge and current expressions into vector form. We will see that this leads to a combination of double-indexed vectors like  $\mathbf{E}_b^a$  etc. with those with one index of ECE theory, for example  $\mathbf{E}^a$ .

First we go back to the standard ECE theory with one tangent space index. According to Eqs. (4.49, 4.50), the currents 1-forms are

$$j^{a\nu} = \frac{1}{\mu_0} \left( A^{(0)} \tilde{R}_\mu^{a\mu\nu} - \omega_{(\Lambda)}^a{}_{\mu b} \tilde{F}^{b\mu\nu} \right), \quad (6.123)$$

$$J^{a\nu} = \frac{1}{\mu_0} \left( A^{(0)} R_\mu^{a\mu\nu} - \omega_{\mu b}^a F^{b\mu\nu} \right). \quad (6.124)$$

The currents contain the spin connections, which can be transformed to potentials as done in the previous section. The field tensor has one Latin index and can be replaced to electric and magnetic field vector components according to Eqs. (4.56, 4.65). We develop the currents into vector forms as described in the notes of [57]. Computer algebra code for evaluating the current components is available [87].

We start with the homogeneous current  $j^{a\nu}$ . The curvature tensor  $\tilde{R}_\mu^{a\mu\nu}$  needs a special treatment first. The lower Greek index  $\mu$  can be replaced by an index of tangent space by writing

$$\tilde{R}_\mu^{a\mu\nu} = q_\mu^b \tilde{R}_b^{a\mu\nu}. \quad (6.125)$$

$\tilde{R}_b^{a\mu\nu}$  is a curvature element of ECE2 theory, corresponding to vector components of  $\mathbf{E}_b^a$  and  $\mathbf{B}_b^a$  as defined in Eq. (6.75). With the ECE and ECE2 axioms

$$A_v^a := A^{(0)} q_v^a, \quad (6.126)$$

$$\tilde{F}_b^{a\mu\nu} := W^{(0)} \tilde{R}_b^{a\mu\nu}, \quad (6.127)$$

we obtain:

$$\begin{aligned} j^{a\nu} &= \frac{1}{\mu_0} \left( A^b_\mu \tilde{R}_b^{a\mu\nu} - \omega_{(\Lambda)}^a{}_{\mu b} \tilde{F}^{b\mu\nu} \right) \\ &= \frac{1}{\mu_0} \left( \frac{1}{W^{(0)}} A^b_\mu \tilde{F}_b^{a\mu\nu} - \omega_{(\Lambda)}^a{}_{\mu b} \tilde{F}^{b\mu\nu} \right). \end{aligned} \quad (6.128)$$

To obtain vector representations, we proceed as in section 4.2.3. For  $\nu = 0, \mu = 1, 2, 3$ , we obtain the current component

$$\begin{aligned} j^{a0} &= \frac{1}{\mu_0} \left( \frac{1}{W^{(0)}} \left( A^b_1 \tilde{F}_b^{a10} + A^b_2 \tilde{F}_b^{a20} + A^b_3 \tilde{F}_b^{a30} \right) \right. \\ &\quad \left. - \omega_{(\Lambda)}^a{}_{1b} \tilde{F}^{b10} - \omega_{(\Lambda)}^a{}_{2b} \tilde{F}^{b20} - \omega_{(\Lambda)}^a{}_{3b} \tilde{F}^{b30} \right). \end{aligned} \quad (6.129)$$

From (4.56) and (6.75) follows:  $\tilde{F}^{a10} = -B^{a1}, \dots$  and  $\tilde{F}_b^{a10} = -B^a{}_b{}^1, \dots$  Therefore:

$$\begin{aligned} j^{a0} &= \frac{1}{\mu_0} \left( \frac{1}{W^{(0)}} \left( -A^b_1 B^a{}_b{}^1 - A^b_2 B^a{}_b{}^2 - A^b_3 B^a{}_b{}^3 \right) \right. \\ &\quad \left. + \omega_{(\Lambda)}^a{}_{1b} B^{b1} + \omega_{(\Lambda)}^a{}_{2b} B^{b2} + \omega_{(\Lambda)}^a{}_{3b} B^{b3} \right), \end{aligned} \quad (6.130)$$

and pulling up the indices of the vector potential and the spin connection gives a sign change:

$$\begin{aligned} j^{a0} &= \frac{1}{\mu_0} \left( \frac{1}{W^{(0)}} \left( A^{b1} B^a{}_b{}^1 + A^{b2} B^a{}_b{}^2 + A^{b3} B^a{}_b{}^3 \right) \right. \\ &\quad \left. - \omega_{(\Lambda)}^{a1}{}_b B^{b1} - \omega_{(\Lambda)}^{a2}{}_b B^{b2} - \omega_{(\Lambda)}^{a3}{}_b B^{b3} \right). \end{aligned} \quad (6.131)$$

In vector notation, this equation is

$$j^{a0} = \frac{1}{\mu_0} \left( \frac{1}{W^{(0)}} \mathbf{A}^b \cdot \mathbf{B}^a{}_b - \omega_{(\Lambda)}^a{}_b \cdot \mathbf{B}^b \right). \quad (6.132)$$

All terms at the right-hand side contain a double sum over  $b$ . This could be simplified as described in example 6.2. Therein, all components of  $F_b^a$  were summed up. Alternatively, we can assume that there is a common value of  $F_b^a$  for all  $a$  and  $b$ , say  $F$ . Then the double sum gives

$$F_b^a \rightarrow e^b F_b^a = -2F^a. \quad (6.133)$$

We can apply this to the scalar products in Eq. (6.132). The sum over  $a$  additionally gives

$$F^a \rightarrow e_a F^a = 4F \quad (6.134)$$

and is applied to both sides of the equation so that the factor of 4 cancels out. The result is then

$$j^0 = -\frac{2}{\mu_0} \left( \frac{1}{W^{(0)}} \mathbf{A} \cdot \mathbf{B} - \omega_{(\Lambda)} \cdot \mathbf{B} \right) \quad (6.135)$$



with indexless vectors. The Gaus Law (6.97) then takes the form

$$\nabla \cdot \mathbf{B} = 2 \left( \frac{1}{W^{(0)}} \mathbf{A} - \omega_{(\Lambda)} \right) \cdot \mathbf{B}. \quad (6.136)$$

The magnetic charge density vanishes if

$$\frac{1}{W^{(0)}} \mathbf{A} = \omega_{(\Lambda)}, \quad (6.137)$$

which usually is the case as known from experiments. This means that the spin connection of the  $\Lambda$  connection (the Hodge dual of the Christoffel connection) is in parallel with the vector potential. The Gauss law can be rewritten to

$$\nabla \cdot \mathbf{B} = 2 \left( \frac{A^{(0)}}{W^{(0)}} \mathbf{q} - \omega_{(\Lambda)} \right) \cdot \mathbf{B} = 2 \left( \frac{1}{r^{(0)}} \mathbf{q} - \omega_{(\Lambda)} \right) \cdot \mathbf{B} \quad (6.138)$$

where

$$r^0 = \frac{W^{(0)}}{A^{(0)}} \quad (6.139)$$

is a constant with dimension of a length. In this notation, the magnetic charge density is described by geometric quantities only, namely the tetrad and spin connection.

Next we analyse the components of the homogeneous current (6.123) for  $\nu = 1, 2, 3$ . From Eq. (6.128) we obtain for  $\nu = 1$ :

$$j^{a1} = \frac{1}{\mu_0} \left( \frac{1}{W^{(0)}} \left( A^b{}_0 \tilde{F}^a{}_{b01} + A^b{}_2 \tilde{F}^a{}_{b21} + A^b{}_3 \tilde{F}^a{}_{b31} \right) - \omega_{(\Lambda)}{}^a{}_{0b} \tilde{F}^{b01} - \omega_{(\Lambda)}{}^a{}_{2b} \tilde{F}^{b21} - \omega_{(\Lambda)}{}^a{}_{3b} \tilde{F}^{b31} \right), \quad (6.140)$$

and by inserting the field components:

$$j^{a1} = \frac{1}{\mu_0} \left( \frac{1}{W^{(0)}} \left( A^b{}_0 B^a{}_{b1} + A^b{}_2 E^a{}_{b3}/c - A^b{}_3 E^a{}_{b2}/c \right) - \omega_{(\Lambda)}{}^a{}_{0b} B^{b1} - \omega_{(\Lambda)}{}^a{}_{2b} E^{b3}/c + \omega_{(\Lambda)}{}^a{}_{3b} E^{b2}/c \right), \quad (6.141)$$

and with lower indices raised (Please notice that raising the index 0 does not give a sign change):

$$j^{a1} = \frac{1}{\mu_0} \left( \frac{1}{W^{(0)}} \left( A^{b0} B^a{}_b{}^1 - A^{b2} E^a{}_b{}^3/c + A^{b3} E^a{}_b{}^2/c \right) - \omega_{(\Lambda)}{}^{a0}{}_b B^{b1} + \omega_{(\Lambda)}{}^{a2}{}_b E^{b3}/c - \omega_{(\Lambda)}{}^{a3}{}_b E^{b2}/c \right). \quad (6.142)$$

Proceeding in the same way for  $\nu = 2, 3$ , we obtain the result in vector form:

$$\mathbf{j}^a = \frac{1}{\mu_0} \left( \frac{1}{W^{(0)}} \left( A^{b0} \mathbf{B}_b^a - \mathbf{A}^b \times \mathbf{E}_b^a/c \right) - \omega_{(\Lambda)}{}^{a0} \mathbf{B}^b + \omega_{(\Lambda)}{}^a{}_b \times \mathbf{E}^b/c \right). \quad (6.143)$$

Removing the indices  $a, b$  as before gives a factor of -2 at the right-hand side:

$$\mathbf{j} = -\frac{2}{\mu_0} \left( \frac{1}{W^{(0)}} \left( A^0 \mathbf{B} - \mathbf{A} \times \mathbf{E}/c \right) - \omega_{(\Lambda)}^0 \mathbf{B} + \omega_{(\Lambda)} \times \mathbf{E}/c \right). \quad (6.144)$$

With

$$A^0 = \frac{\phi}{c} \quad (6.145)$$

this is

$$\mathbf{j} = -\frac{2}{\mu_0 c} \left( \left( \frac{1}{W^{(0)}} \phi - c \omega_{(\Lambda)}^0 \right) \mathbf{B} - \left( \frac{1}{W^{(0)}} \mathbf{A} - \omega_{(\Lambda)} \right) \times \mathbf{E} \right). \quad (6.146)$$

The inhomogeneous current (6.124) can be evaluated in the same way. The Hodge-dual field tensors  $\tilde{F}$  have to be replaced by the original tensors  $F$ , and the  $\Lambda$ -based spin connection by the  $\Gamma$ -based spin connection. The replacement rules are according to Eqs. (6.74) and (6.75):

$$\begin{aligned} \tilde{F}_b^{a10} &= -B_b^{a1} \rightarrow E_b^{a1}/c = F_b^{a10} \\ \tilde{F}_b^{a20} &= -B_b^{a2} \rightarrow E_b^{a2}/c = F_b^{a20} \\ \tilde{F}_b^{a30} &= -B_b^{a3} \rightarrow E_b^{a3}/c = F_b^{a30} \\ \tilde{F}_b^{a01} &= B_b^{a1} \rightarrow -E_b^{a1}/c = F_b^{a01} \\ \tilde{F}_b^{a21} &= E_b^{a3}/c \rightarrow B_b^{a3} = F_b^{a21} \\ \tilde{F}_b^{a31} &= -E_b^{a2}/c \rightarrow -B_b^{a2} = F_b^{a31} \end{aligned} \quad (6.147)$$

Therefore, we can transform Eq. (6.129) (with additional index raising) to

$$\begin{aligned} J^{a0} &= \frac{1}{\mu_0 c} \left( \frac{1}{W^{(0)}} \left( -A^b_1 E^{a1}_b - A^b_2 E^{a2}_b - A^b_3 E^{a3}_b \right) \right. \\ &\quad \left. + \omega^a_{1b} E^{b1} + \omega^a_{2b} E^{b2} + \omega^a_{3b} E^{b3} \right) \\ &= \frac{1}{\mu_0 c} \left( \frac{1}{W^{(0)}} \left( A^{b1} E^{a1}_b + A^{b2} E^{a2}_b + A^{b3} E^{a3}_b \right) \right. \\ &\quad \left. - \omega^{a1}_b E^{b1} - \omega^{a2}_b E^{b2} - \omega^{a3}_b E^{b3} \right), \end{aligned} \quad (6.148)$$

which leads to the vector form representation

$$J^0 = -\frac{2}{\mu_0 c} \left( \frac{1}{W^{(0)}} \mathbf{A} - \boldsymbol{\omega} \right) \cdot \mathbf{E}. \quad (6.149)$$

With

$$J^0 = c\rho \quad (6.150)$$

the electric charge density is

$$\rho = -2\varepsilon_0 \left( \frac{1}{W^{(0)}} \mathbf{A} - \boldsymbol{\omega} \right) \cdot \mathbf{E} \quad (6.151)$$

or, in geometric quantities,

$$\rho = -2\varepsilon_0 \left( \frac{1}{r^{(0)}} \mathbf{q} - \boldsymbol{\omega} \right) \cdot \mathbf{E}. \quad (6.152)$$

Then, the Coulomb law is

$$\nabla \cdot \mathbf{E} = \frac{\rho}{\varepsilon_0} = -2 \left( \frac{1}{W^{(0)}} \mathbf{A} - \boldsymbol{\omega} \right) \cdot \mathbf{E}. \quad (6.153)$$

For the 1-component of the current vector  $\mathbf{J}$  follows from Eqs. (6.124) and (6.147):

$$J^{a1} = \frac{1}{\mu_0} \left( \frac{1}{W^{(0)}} \left( -A^{b0} E_b^{a1} / c - A^{b2} B_b^{a3} + A^{b3} B_b^{a2} \right) + \omega^{a0} E_b^{b1} / c + \omega^{a2} B_b^{b3} - \omega^{a3} B_b^{b2} \right). \quad (6.154)$$

Please notice again that raising the index 0 does not give a sign change. Proceeding so for the two other components, we obtain the vector form of the electric current

$$\mathbf{J} = -\frac{2}{\mu_0} \left( \frac{1}{W^{(0)}} (-A^0 \mathbf{E} / c - \mathbf{A} \times \mathbf{B}) + \omega^0 \mathbf{E} / c + \boldsymbol{\omega} \times \mathbf{B} \right). \quad (6.155)$$

With

$$A^0 = \frac{\phi}{c} \quad (6.156)$$

this is

$$\mathbf{J} = \frac{2}{\mu_0} \left( \left( \frac{1}{c^2 W^{(0)}} \phi - \frac{1}{c} \omega^0 \right) \mathbf{E} + \left( \frac{1}{W^{(0)}} \mathbf{A} - \boldsymbol{\omega} \right) \times \mathbf{B} \right). \quad (6.157)$$

The factors in front of  $\mathbf{E}$  can be interpreted as conductivity terms as discussed in connection with Eq. (4.54).

In total, the ECE2 field equations with expanded current terms read:

$$\nabla \cdot \mathbf{B} = 2 \left( \frac{1}{W^{(0)}} \mathbf{A} - \boldsymbol{\omega}_{(\Lambda)} \right) \cdot \mathbf{B}, \quad (6.158)$$

$$\frac{\partial \mathbf{B}}{\partial t} + \nabla \times \mathbf{E} = 2 \left( \left( \frac{1}{W^{(0)}} \phi - c \omega_{(\Lambda)}^0 \right) \mathbf{B} - \left( \frac{1}{W^{(0)}} \mathbf{A} - \boldsymbol{\omega}_{(\Lambda)} \right) \times \mathbf{E} \right), \quad (6.159)$$

$$\nabla \cdot \mathbf{E} = -2 \left( \frac{1}{W^{(0)}} \mathbf{A} - \boldsymbol{\omega} \right) \cdot \mathbf{E}, \quad (6.160)$$

$$-\frac{1}{c^2} \frac{\partial \mathbf{E}}{\partial t} + \nabla \times \mathbf{B} = 2 \left( \left( \frac{1}{c^2 W^{(0)}} \phi - \frac{1}{c} \omega^0 \right) \mathbf{E} + \left( \frac{1}{W^{(0)}} \mathbf{A} - \boldsymbol{\omega} \right) \times \mathbf{B} \right). \quad (6.161)$$

A sufficient condition for vanishing of the magnetic charge density is Eq. (6.137). The magnetic current density becomes zero when additionally holds  $\frac{1}{W^{(0)}} \phi = c \omega_{(\Lambda)}^0$ . With the condition for vanishing magnetic charge density follows for the free space, where the electric charge density vanishes also:  $\boldsymbol{\omega} = \boldsymbol{\omega}_{(\Lambda)}$ .

Obviously, the  $\Lambda$ -based spin connection is connected with the homogeneous current. The formulas for the inhomogeneous current are very similar but contain the “usual”,  $\Gamma$ -based spin connection.

The field equations can further be simplified by introducing wave numbers (in scalar and vector form) defined by

$$\kappa_{(\Lambda)0} = \frac{1}{c W^{(0)}} \phi - \omega_{(\Lambda)}^0, \quad (6.162)$$

$$\kappa_{(\Lambda)} = \frac{1}{W^{(0)}} \mathbf{A} - \boldsymbol{\omega}_{(\Lambda)}, \quad (6.163)$$

$$\kappa_0 = \frac{1}{c W^{(0)}} \phi - \omega^0, \quad (6.164)$$

$$\boldsymbol{\kappa} = \frac{1}{W^{(0)}} \mathbf{A} - \boldsymbol{\omega}. \quad (6.165)$$

Then, Eqs. (6.158-6.161) can be written as

$$\nabla \cdot \mathbf{B} = 2\kappa_{(\Lambda)} \cdot \mathbf{B}, \quad (6.166)$$

$$\frac{\partial \mathbf{B}}{\partial t} + \nabla \times \mathbf{E} = 2 \left( c\kappa_{(\Lambda)0} \mathbf{B} - \kappa_{(\Lambda)} \times \mathbf{E} \right), \quad (6.167)$$

$$\nabla \cdot \mathbf{E} = -2\kappa \cdot \mathbf{E}, \quad (6.168)$$

$$-\frac{1}{c^2} \frac{\partial \mathbf{E}}{\partial t} + \nabla \times \mathbf{B} = 2 \left( \frac{1}{c} \kappa_0 \mathbf{E} + \kappa \times \mathbf{B} \right). \quad (6.169)$$

The homogeneous currents vanish, for example, when both  $\Lambda$ -based wave numbers are zero. Another case is when  $\kappa_{(\Lambda)}$  is parallel to  $\mathbf{E}$  and  $\mathbf{B}$  is zero.

Instead of using the original spin connections of geometry in Eqs. (6.162-6.165), we can use the  $W$  potentials of ECE2 theory, see Eqs. (6.109) and (6.116), with Latin indices removed:

$$\Phi_W = cW_0 = cW^{(0)}\omega^0, \quad (6.170)$$

$$\mathbf{W} = W^{(0)}\omega. \quad (6.171)$$

Then, Eqs. (6.162-6.165) take the form

$$\kappa_{(\Lambda)0} = \frac{1}{cW^{(0)}} \left( \phi - \phi_{(\Lambda)W} \right), \quad (6.172)$$

$$\kappa_{(\Lambda)} = \frac{1}{W^{(0)}} \left( \mathbf{A} - \mathbf{W}_{(\Lambda)} \right), \quad (6.173)$$

$$\kappa_0 = \frac{1}{cW^{(0)}} \left( \phi - \phi_W \right), \quad (6.174)$$

$$\kappa = \frac{1}{W^{(0)}} \left( \mathbf{A} - \mathbf{W} \right). \quad (6.175)$$

Because we have two types of spin connections (with and without  $\Lambda$ ), we have two types of  $W$  potentials. However, the  $\Lambda$ -based potentials play a role only for the homogeneous currents. They vanish if

$$\phi = \phi_{(\Lambda)W} \quad \text{and} \quad (6.176)$$

$$\mathbf{A} = \mathbf{W}_{(\Lambda)}. \quad (6.177)$$

In the same way, the inhomogeneous currents vanish if

$$\phi = \phi_W \quad \text{and} \quad (6.178)$$

$$\mathbf{A} = \mathbf{W}. \quad (6.179)$$

In this case, we have an electromagnetic field in free space without charges and currents.

■ **Example 6.3** The electromagnetic fields with one or two tangent space indices can be interpreted as geometrical quantities with spin and orbital character [58]. We define the vector parts of torsion and curvature by

$$\mathbf{B}^a = A^{(0)} \mathbf{T}^a(\text{spin}), \quad (6.180)$$

$$\mathbf{E}^a = cA^{(0)} \mathbf{T}^a(\text{orbital}), \quad (6.181)$$

$$\mathbf{B}_b^a = W^{(0)} \mathbf{R}_b^a(\text{spin}), \quad (6.182)$$

$$\mathbf{E}_b^a = cW^{(0)} \mathbf{R}_b^a(\text{orbital}). \quad (6.183)$$

The components of geometric spin and orbital vectors can then be derived from comparison with the field tensors (4.65) and (6.74).

$$F^{a\mu\nu} = \begin{bmatrix} 0 & -E^{a1}/c & -E^{a2}/c & -E^{a3}/c \\ E^{a1}/c & 0 & -B^{a3} & B^{a2} \\ E^{a2}/c & B^{a3} & 0 & -B^{a1} \\ E^{a3}/c & -B^{a2} & B^{a1} & 0 \end{bmatrix} \quad (6.184)$$

$$= A^{(0)} \begin{bmatrix} 0 & -T^{a1}(\text{spin}) & -T^{a2}(\text{spin}) & -T^{a3}(\text{spin}) \\ T^{a1}(\text{spin}) & 0 & -T^{a3}(\text{orbital}) & T^{a2}(\text{orbital}) \\ T^{a2}(\text{spin}) & T^{a3}(\text{orbital}) & 0 & -T^{a1}(\text{orbital}) \\ T^{a3}(\text{spin}) & -T^{a2}(\text{orbital}) & T^{a1}(\text{orbital}) & 0 \end{bmatrix},$$

$$F^a_{\ b}{}^{\mu\nu} = \begin{bmatrix} 0 & -E^a_{\ b}{}^1/c & -E^a_{\ b}{}^2/c & -E^a_{\ b}{}^3/c \\ E^a_{\ b}{}^1/c & 0 & -B^a_{\ b}{}^3 & B^a_{\ b}{}^2 \\ E^a_{\ b}{}^2/c & B^a_{\ b}{}^3 & 0 & -B^a_{\ b}{}^1 \\ E^a_{\ b}{}^3/c & -B^a_{\ b}{}^2 & B^a_{\ b}{}^1 & 0 \end{bmatrix} \quad (6.185)$$

$$= W^{(0)} \begin{bmatrix} 0 & -R^a_{\ b}{}^1(\text{spin}) & -R^a_{\ b}{}^2(\text{spin}) & -R^a_{\ b}{}^3(\text{spin}) \\ R^a_{\ b}{}^1(\text{spin}) & 0 & -R^a_{\ b}{}^3(\text{orbital}) & R^a_{\ b}{}^2(\text{orbital}) \\ R^a_{\ b}{}^2(\text{spin}) & R^a_{\ b}{}^3(\text{orbital}) & 0 & -R^a_{\ b}{}^1(\text{orbital}) \\ R^a_{\ b}{}^3(\text{spin}) & -R^a_{\ b}{}^2(\text{orbital}) & R^a_{\ b}{}^1(\text{orbital}) & 0 \end{bmatrix}.$$

The field equations can be formulated in terms of these geometric representations of the field tensors. Details can be found in [58]. ■

### Consequences for the ECE potentials

In section 4.4 the ECE potentials were introduced by applying the first Maurer-Cartan structure. This led to equation (4.172):

$$F^a_{\ \mu\nu} = \partial_\mu A^a_{\ \nu} - \partial_\nu A^a_{\ \mu} + \omega^a_{\ \mu b} A^b_{\ \nu} - \omega^a_{\ \nu b} A^b_{\ \mu}. \quad (6.186)$$

The last two terms are sums over the tangent space index  $b$ . This summation is retained in the vector representation of the electric and magnetic field, Eqs. (4.197-4.198). In case that no polarizations are present, the Latin indices were omitted, leading to the simplified field-potential relations (4.211-4.212):

$$\mathbf{E} = -\nabla\phi - \frac{\partial\mathbf{A}}{\partial t} - c\omega_0\mathbf{A} + \omega\phi, \quad (6.187)$$

$$\mathbf{B} = \nabla \times \mathbf{A} - \omega \times \mathbf{A}. \quad (6.188)$$

Alternatively, we can apply an averaging process over the  $b$  sum as done above in this section. Then, a factor of -2 is obtained by averaging:

$$\mathbf{E} = -\nabla\phi - \frac{\partial\mathbf{A}}{\partial t} + 2(c\omega_0\mathbf{A} - \omega\phi), \quad (6.189)$$

$$\mathbf{B} = \nabla \times \mathbf{A} + 2\omega \times \mathbf{A}. \quad (6.190)$$

Equating this with the ECE2 potentials (6.121-6.122), we obtain:

$$\mathbf{E} = -\nabla\phi_W - \frac{\partial\mathbf{W}}{\partial t} = -\nabla\phi - \frac{\partial\mathbf{A}}{\partial t} + 2(c\omega_0\mathbf{A} - \omega\phi), \quad (6.191)$$

$$\mathbf{B} = \nabla \times \mathbf{W} = \nabla \times \mathbf{A} + 2\omega \times \mathbf{A}, \quad (6.192)$$

which defines relations between the ECE potentials  $\phi, \mathbf{A}$  and the ECE2 potentials  $\phi_W, \mathbf{W}$ . For further consistency, the occurrences of spin connections in the ECE part can additionally be replaced by the ECE2 potentials. Using

$$\phi_W = W^{(0)} c \omega_0, \quad (6.193)$$

$$\mathbf{W} = W^{(0)} \boldsymbol{\omega} \quad (6.194)$$

we obtain:

$$\mathbf{E} = -\nabla \phi_W - \frac{\partial \mathbf{W}}{\partial t} = -\nabla \phi - \frac{\partial \mathbf{A}}{\partial t} + \frac{2}{W^{(0)}} (\phi_W \mathbf{A} - \mathbf{W} \phi), \quad (6.195)$$

$$\mathbf{B} = \nabla \times \mathbf{W} = \nabla \times \mathbf{A} + \frac{2}{W^{(0)}} \mathbf{W} \times \mathbf{A}. \quad (6.196)$$

Under the free space conditions (6.178, 6.179), we see that the right-hand sides of these equations reduce to the ECE2 equations, which are formally equal to the Maxwell-Heaviside case:

$$\mathbf{E} = -\nabla \phi_W - \frac{\partial \mathbf{W}}{\partial t}, \quad (6.197)$$

$$\mathbf{B} = \nabla \times \mathbf{W}. \quad (6.198)$$

From the Gauss law without magnetic monopoles follows

$$\nabla \cdot \mathbf{B} = \nabla \cdot \left( \nabla \times \mathbf{A} + \frac{2}{W^{(0)}} \mathbf{W} \times \mathbf{A} \right) = 0 \quad (6.199)$$

and from this:

$$\nabla \cdot (\mathbf{W} \times \mathbf{A}) = 0, \quad (6.200)$$

which, in geometric quantities, is, with indices re-inserted:

$$\nabla \cdot (\omega^a_b \times \mathbf{q}^b) = 0. \quad (6.201)$$

This is an additional condition for the vanishing of magnetic monopoles.

Myron Evans writes in note 9 of [57]:

*So everything that is known about electrodynamics can be derived from the Cartan geometry. The fundamental philosophical difference is that ECE2 is a generally covariant unified field theory, whereas Maxwell-Heaviside is special relativity. ECE2 has more information than Maxwell-Heaviside, given by the relation between field and potential. The spin connection is the key difference between ECE2 and Maxwell-Heaviside.*

■ **Example 6.4** We consider the Coulomb potential as an example. We want to determine the wave vector  $\kappa$ , and some spin connections. The electric Coulomb field has only the radial component

$$E_r = \frac{q}{4\pi\epsilon_0 r^2} \quad (6.202)$$

for the field at radial distance  $r$  from a point charge  $q$ . The Coulomb law (6.168) then reads:

$$\frac{\partial E_r}{\partial r} = -2\kappa_r E_r, \quad (6.203)$$

where  $\kappa_r$  is the radial component of the wave vector  $\kappa$ . Evaluating the above equation gives

$$-2 \frac{q}{4\pi\epsilon_0 r^3} = -2\kappa_r \frac{q}{4\pi\epsilon_0 r^2}, \quad (6.204)$$

from which follows

$$\kappa_r = \frac{1}{r}. \quad (6.205)$$

The full Cartan geometry of the Coulomb potential was exercised in example 4.1. The radial  $\Lambda$ -based spin connection (the 1-component) for Latin indices  $a = b = 0$  was listed in Eq. (4.105):

$$\omega_{(\Lambda)}^{(0)}{}_{1(0)} = \frac{1}{r} \quad (6.206)$$

and is identical to  $\kappa_r$ . By the condition of vanishing homogeneous currents we obtain from (6.158):

$$\frac{1}{W^{(0)}} \mathbf{A} - \omega_{(\Lambda)} = \mathbf{0}. \quad (6.207)$$

For the radial component follows with  $A_r/W^{(0)} = q_r/r^{(0)}$ :

$$\frac{q_r}{r^{(0)}} = \omega_{(\Lambda)r}, \quad (6.208)$$

giving

$$q_r = \frac{r^{(0)}}{r}. \quad (6.209)$$

For the Coulomb field, we have no magnetic field and no time dependence of the electric field. Therefore, from the Ampère-Maxwell law (6.169), it must be

$$\kappa_0 = 0, \quad (6.210)$$

which implies  $\phi = \phi_W$  from (6.174). Hence

$$\phi = \frac{q}{4\pi\epsilon_0 r} = \phi_W = cW^{(0)}\omega^0 \quad (6.211)$$

and

$$\omega^0 = \frac{q}{4\pi\epsilon_0 c W^{(0)} r} \quad (6.212)$$

which has no direct counterpart in example 4.1. ■

## 6.2 Beltrami solutions in electrodynamics

Towards the end of the nineteenth century the Italian mathematician Eugenio Beltrami developed a system of equations for the description of hydrodynamic flow in which the curl of a vector is proportional to the vector itself [60]. An example is the use of the velocity vector. For a long time this solution was not used outside the field of hydrodynamics, but in the fifties it started to be used by workers such as Alfven and Chandrasekhar in the area of cosmology, notably whirlpool galaxies. The Beltrami field as it came to be known has been observed in plasma vortices and, as argued by Reed [61], is indicative of a type of electrodynamics such as ECE. Therefore, this section is concerned with the ways in which ECE electrodynamics reduce to Beltrami electrodynamics. The ECE theory is based on geometry and is ubiquitous throughout nature on all scales, and so is the Beltrami theory, which can be looked upon as a sub-theory of ECE theory, see [59] and chapter 3 of [4].

In ordinary electrodynamics, it is assumed that electromagnetic waves are transversal. Then, the electric field vector is always perpendicular to the magnetic field vector, and the curl of the fields is perpendicular to the fields itself:

$$\nabla \times \mathbf{E} \perp \mathbf{E}, \quad (6.213)$$

$$\nabla \times \mathbf{B} \perp \mathbf{B}. \quad (6.214)$$

Deviations from this property are only accepted for fields in materials, in particular where material properties are anisotropic, for example where the permeability and permittivity are tensors with directional dependence. We will see that the above property does not hold in general, there are large classes of solutions of the field equations where the opposite is true. These are the Beltrami solutions.

### 6.2.1 Beltrami solutions of the field equations

It is known for more than a hundred years that the curl of a vector field and the field itself need not be perpendicular to one another. In particular, they can be in parallel. Such solutions of the Maxwell-Heaviside equations are called *Beltrami solutions* and have the properties

$$\nabla \times \mathbf{E} = \kappa \mathbf{E}, \quad (6.215)$$

$$\nabla \times \mathbf{B} = \kappa \mathbf{B}. \quad (6.216)$$

The curl of the electric and magnetic field is proportional to the respective field itself.  $\kappa$  is a scalar factor which has the dimension of inverse meters and is a wave number in principle<sup>1</sup>.

We consider the Faraday and Ampère-Maxwell law of the field equations (6.97-6.100) without polarization indices and homogeneous currents:

$$\frac{\partial \mathbf{B}}{\partial t} + \nabla \times \mathbf{E} = 0, \quad (6.217)$$

$$-\frac{1}{c^2} \frac{\partial \mathbf{E}}{\partial t} + \nabla \times \mathbf{B} = \mu_0 \mathbf{J}. \quad (6.218)$$

The second equation reads in case of magnetostatics or a slowly varying electric field:

$$\nabla \times \mathbf{B} = \mu_0 \mathbf{J}. \quad (6.219)$$

With the Beltrami condition for  $\mathbf{B}$  this reduces to

$$\mathbf{B} = \frac{\mu_0}{\kappa} \mathbf{J}. \quad (6.220)$$

Applying the curl operator gives

$$\nabla \times \mathbf{B} = \frac{\mu_0}{\kappa} \nabla \times \mathbf{J}, \quad (6.221)$$

which, after inserting an additional Beltrami condition for  $\mathbf{B}$ , results in

$$\mathbf{B} = \frac{\mu_0}{\kappa^2} \nabla \times \mathbf{J}. \quad (6.222)$$

Comparing Eqs. (6.220) and (6.222) then requires that

$$\nabla \times \mathbf{J} = \kappa \mathbf{J}, \quad (6.223)$$

---

<sup>1</sup>According to Beltrami theory,  $\kappa$  is allowed to be a non-constant function, but we restrict consideration to  $\kappa = \text{const.}$



i.e., the current  $\mathbf{J}$  obeys a Beltrami condition also.

Applying a reverse Beltrami condition to the Gauss law

$$\nabla \cdot \mathbf{B} = 0 \quad (6.224)$$

gives

$$\frac{1}{\kappa} \nabla \cdot (\nabla \times \mathbf{B}) = 0, \quad (6.225)$$

which is always fulfilled for vanishing magnetic charge density, since the divergence of the curl of a vector field must always be zero:

$$\nabla \cdot (\nabla \times \mathbf{B}) = 0. \quad (6.226)$$

However, from the Coulomb law

$$\nabla \cdot \mathbf{E} = \frac{\rho}{\epsilon_0} \quad (6.227)$$

follows

$$\frac{1}{\kappa} \nabla \cdot (\nabla \times \mathbf{E}) = \frac{\rho}{\epsilon_0}. \quad (6.228)$$

The above vector condition is only fulfilled for  $\rho = 0$ . Therefore the electric field can only be a Beltrami field in free space.

We show that the vector potential and vector spin connection in free space are also Beltrami fields. In this case, we have

$$\mathbf{A} = \mathbf{W} = W^{(0)} \boldsymbol{\omega}. \quad (6.229)$$

Therefore,  $\boldsymbol{\omega}$  is parallel to  $\mathbf{A}$ , and the cross product  $\boldsymbol{\omega} \times \mathbf{A}$  vanishes. Then, the magnetic field (6.188) simply is

$$\mathbf{B} = \nabla \times \mathbf{A}. \quad (6.230)$$

Applying the Beltrami condition to  $\mathbf{B}$  gives

$$\nabla \times \mathbf{B} = \nabla \times \nabla \times \mathbf{A} = \kappa \mathbf{B} = \kappa \nabla \times \mathbf{A} = \nabla \times (\kappa \mathbf{A}). \quad (6.231)$$

Comparing the second and last term of the chain requires that

$$\nabla \times \mathbf{A} = \kappa \mathbf{A}, \quad (6.232)$$

i.e., the vector potential is a Beltrami field. From (6.229) follows that also the vector spin connection is a Beltrami field:

$$\nabla \times \boldsymbol{\omega} = \kappa \boldsymbol{\omega}. \quad (6.233)$$

This means that spacetime itself has a Beltrami structure. Another consequence is that the magnetic field is in parallel to the vector potential:

$$\mathbf{B} = \kappa \mathbf{A}. \quad (6.234)$$

From the definition of Beltrami fields follows directly that these fields are divergenceless in free space:

$$\nabla \cdot \mathbf{E} = \nabla \cdot \mathbf{B} = \nabla \cdot \mathbf{A} = \nabla \cdot \boldsymbol{\omega} = 0. \quad (6.235)$$

In addition, these fields (except the electric field), including the current in magnetostatics, are all in parallel:

$$\mathbf{B} \parallel \mathbf{A} \parallel \boldsymbol{\omega} \parallel \mathbf{J}. \quad (6.236)$$

In case of longitudinal fields (see examples below), also the electric field is parallel to the above fields. This follows from the Faraday law

$$\frac{\partial \mathbf{B}}{\partial t} + \nabla \times \mathbf{E} = \frac{\partial \mathbf{B}}{\partial t} + \kappa \mathbf{E} = \mathbf{0}. \quad (6.237)$$

If  $\mathbf{B}$  is longitudinal, it is  $\partial \mathbf{B} / \partial t \parallel \mathbf{B}$ . Then follows

$$\mathbf{E} \parallel \mathbf{B}. \quad (6.238)$$

Another consequence of Beltrami solutions is the possibility of spin connection resonance. For a fixed current  $\mathbf{J}$  and vanishing scalar potentials:

$$\phi = 0, \quad \phi_W = 0, \quad (6.239)$$

it is

$$\mathbf{E} = \frac{\partial}{\partial t} \mathbf{W}, \quad (6.240)$$

and the Ampère-Maxwell law then reads

$$\frac{1}{c^2} \frac{\partial}{\partial t} \mathbf{E} + \nabla \times \mathbf{B} = \frac{1}{c^2} \frac{\partial^2}{\partial t^2} \mathbf{W} + \kappa^2 \mathbf{W} = \mu_0 \mathbf{J}. \quad (6.241)$$

This is a three-component equation of Euler-Bernoulli resonances

$$\frac{\partial^2}{\partial t^2} \mathbf{W} + \omega_0^2 \mathbf{W} = \frac{1}{\varepsilon_0} \mathbf{J} \quad (6.242)$$

with resonance frequency

$$\omega_0 = c\kappa, \quad (6.243)$$

if the current is of the form  $\mathbf{J} = \mathbf{J}_0 \cos(\omega t)$ .

### 6.2.2 Continuity equation

From the Coulomb law (6.227) follows

$$\frac{\partial}{\partial t} \nabla \cdot \mathbf{E} = \frac{1}{\varepsilon_0} \frac{\partial \rho}{\partial t}. \quad (6.244)$$

Applying the divergence operator to the Ampère-Maxwell law (6.100) gives

$$-\frac{1}{c^2} \frac{\partial}{\partial t} \nabla \cdot \mathbf{E} + \nabla \cdot \nabla \times \mathbf{B} = \mu_0 \nabla \cdot \mathbf{J}. \quad (6.245)$$

Rewriting the latter equation and observing that the divergence of a curl vanishes, this is

$$\frac{\partial}{\partial t} \nabla \cdot \mathbf{E} = -c^2 \mu_0 \nabla \cdot \mathbf{J}. \quad (6.246)$$

Equating (6.244) with (6.246) gives

$$\frac{1}{\epsilon_0} \frac{\partial \rho}{\partial t} = -c^2 \mu_0 \nabla \cdot \mathbf{J} \quad (6.247)$$

and finally

$$\frac{\partial \rho}{\partial t} + \nabla \cdot \mathbf{J} = 0, \quad (6.248)$$

which is the continuity equation. This holds for ECE and ECE2 theory in general, as well as for special cases as the Beltrami fields.

### 6.2.3 Helmholtz equation

It can be shown that the Helmholtz equation can be derived directly from a Beltrami condition. Applying the curl operator twice, we obtain

$$\nabla \times \nabla \times \mathbf{E} = \kappa \nabla \times \mathbf{E} = \kappa^2 \mathbf{E}, \quad (6.249)$$

$$\nabla \times \nabla \times \mathbf{B} = \kappa \nabla \times \mathbf{B} = \kappa^2 \mathbf{B}, \quad (6.250)$$

which are also called *Trkalian equations*. The left-hand sides can be rewritten by a vector-analysis theorem:

$$\nabla \times \nabla \times \mathbf{E} = \nabla(\nabla \cdot \mathbf{E}) - \nabla^2 \mathbf{E} = \kappa^2 \mathbf{E}, \quad (6.251)$$

$$\nabla \times \nabla \times \mathbf{B} = \nabla(\nabla \cdot \mathbf{B}) - \nabla^2 \mathbf{B} = \kappa^2 \mathbf{B}. \quad (6.252)$$

In the free field, all fields are divergence-free, and the equations become

$$\nabla^2 \mathbf{E} + \kappa^2 \mathbf{E} = 0, \quad (6.253)$$

$$\nabla^2 \mathbf{B} + \kappa^2 \mathbf{B} = 0, \quad (6.254)$$

which are the *Helmholtz equations*. These are wave equations with oscillating solutions, whose time dependence is harmonic, i.e. is a multiplicative factor. For example, plane waves

$$\mathbf{E}(\mathbf{r}, t) = \mathbf{E}_0 e^{i(\kappa \cdot \mathbf{r} - \omega t)}, \quad (6.255)$$

$$\mathbf{B}(\mathbf{r}, t) = \mathbf{B}_0 e^{i(\kappa \cdot \mathbf{r} - \omega t)}, \quad (6.256)$$

fulfill the Helmholtz equations, with a wave vector

$$\kappa = \begin{bmatrix} \kappa_X \\ \kappa_Y \\ \kappa_Z \end{bmatrix} \quad (6.257)$$

and constant amplitudes  $\mathbf{E}_0, \mathbf{B}_0$ , giving by applying the derivative twice:

$$\nabla^2 \mathbf{E} = -(\kappa_X^2 + \kappa_Y^2 + \kappa_Z^2) \mathbf{E}, \quad (6.258)$$

or

$$\nabla^2 \mathbf{E} = -\kappa^2 \mathbf{E}, \quad (6.259)$$

and in the same way

$$\nabla^2 \mathbf{B} = -\kappa^2 \mathbf{B}. \quad (6.260)$$

Inserting these expressions into Eqs. (6.253, 6.254) shows that the Helmholtz equations are fulfilled by these solutions. The same procedure can be applied for the vector potential, giving the Helmholtz equation

$$\nabla^2 \mathbf{A} + \kappa^2 \mathbf{A} = \mathbf{0}. \quad (6.261)$$

#### 6.2.4 Wave equation

The wave or d'Alembert equation is obtained for the magnetic field as follows. In free space, the curl of the Ampère-Maxwell law is

$$\nabla \times \nabla \times \mathbf{B} - \frac{1}{c^2} \frac{\partial}{\partial t} \nabla \times \mathbf{E} = \mathbf{0}. \quad (6.262)$$

Replacing the curl of  $\mathbf{E}$  by means of the Faraday law

$$\nabla \times \mathbf{E} = -\frac{\partial}{\partial t} \mathbf{B} \quad (6.263)$$

gives

$$\nabla \times \nabla \times \mathbf{B} + \frac{1}{c^2} \frac{\partial^2}{\partial t^2} \mathbf{B} = \mathbf{0}. \quad (6.264)$$

Replacing the doubled curl by the theorem as before leads to

$$\frac{1}{c^2} \frac{\partial^2}{\partial t^2} \mathbf{B} - \nabla^2 \mathbf{B} = \mathbf{0} \quad (6.265)$$

or, written with the d'Alembert operator,

$$\square \mathbf{B} = \mathbf{0}. \quad (6.266)$$

The analogous derivation can be performed to derive the wave equation for the electric field:

$$\square \mathbf{E} = \mathbf{0}. \quad (6.267)$$

The wave equation for the vector potential was already derived in section 4.3, which for the standard theory reads

$$\square \mathbf{A} = \mathbf{0}. \quad (6.268)$$

An alternative form follows from applying the Trkalian equation for the doubled curl in (6.264):

$$\frac{1}{c^2} \frac{\partial^2}{\partial t^2} \mathbf{B} + \kappa^2 \mathbf{B} = \mathbf{0}. \quad (6.269)$$

This form of the wave equation is specific for Beltrami fields. The Helmholtz equation is for the space part of the fields, while the wave equation includes the time development. In the same way, the Beltrami wave equation for the electric field is

$$\frac{1}{c^2} \frac{\partial^2}{\partial t^2} \mathbf{E} + \kappa^2 \mathbf{E} = \mathbf{0}. \quad (6.270)$$

An equivalent equation for the vector potential is obtained by replacing the magnetic field in (6.269) by

$$\mathbf{B} = \kappa \mathbf{A}, \quad (6.271)$$

which gives

$$\frac{1}{c^2} \frac{\partial^2}{\partial t^2} \mathbf{A} + \kappa^2 \mathbf{A} = \mathbf{0}. \quad (6.272)$$

**Gauge invariance and additional properties**

Gauge invariance is destroyed by Beltrami fields. The vector potential of Maxwell-Heaviside theory has the property that the field equations are unaltered when the vector potential is augmented by the gradient of a scalar function  $\psi(\mathbf{r})$ :

$$\mathbf{A} \rightarrow \mathbf{A}' = \mathbf{A} + \nabla\psi, \quad (6.273)$$

for example,

$$\nabla \times \mathbf{A} \rightarrow \nabla \times (\mathbf{A} + \nabla\psi) = \nabla \times \mathbf{A}, \quad (6.274)$$

because the curl of a gradient field vanishes. However, for Beltrami fields, according to Eq. (6.271):

$$\mathbf{B} = \kappa\mathbf{A} \rightarrow \kappa(\mathbf{A} + \nabla\psi). \quad (6.275)$$

The magnetic field depends on changes in the vector potential. This destroys the gauge invariance, which is also called U(1) symmetry. Gauge invariance is also broken by the Proca equation, whose space part is according to (4.167):

$$\left( \square + \left( \frac{m_0 c}{\hbar} \right)^2 \right) \mathbf{A} = \mathbf{0}. \quad (6.276)$$

There is a constant term of  $\mathbf{A}$  therein so that a Gauge operation on the vector potential gives a different solution.

By adding the Proca equation and Helmholtz equation (6.261) follows:

$$\left( \frac{1}{c^2} \frac{\partial^2}{\partial t^2} + \kappa_0^2 + \kappa^2 \right) \mathbf{A} = \mathbf{0} \quad (6.277)$$

with

$$\kappa_0 = \frac{m_0 c}{\hbar}, \quad (6.278)$$

where  $m_0$  is a particle mass. In particular this can be identified with the photon rest mass. A solution of Eq. (6.277) is

$$\mathbf{A} = \mathbf{A}_0 e^{i(\omega t - \kappa \cdot \mathbf{x})} \quad (6.279)$$

with time frequency  $\omega$ , wave vector  $\kappa$  and space coordinate vector  $\mathbf{x}$ . By inserting the solution into Eq. (6.277) follows

$$\omega^2 = c^2(\kappa_0^2 + \kappa^2). \quad (6.280)$$

The energy of a particle with rest mass  $m_0$  and momentum  $\hbar\kappa$  is

$$E = \hbar\omega = m_0^2 c^4 + c^2 \hbar^2 \kappa^2. \quad (6.281)$$

$\omega$  is the de Broglie frequency or, in case of a photon, the frequency of its electromagnetic oscillation. In this way, the ECE wave equation for Beltrami fields is connected with the quantum-mechanical realm. In particular, the photon has a rest mass and U(1) symmetry of electrodynamics does not exist.

The inhomogeneous d'Alembert equation of classical physics can be derived as follows. From Eq. (6.241) follows by inserting the potentials (6.197, 6.198):

$$\kappa^2 \mathbf{W} = \mu_0 \mathbf{J} + \frac{1}{c^2} \frac{\partial}{\partial t} \left( -\nabla\phi_W - \frac{\partial}{\partial t} \mathbf{W} \right), \quad (6.282)$$

which is, rewritten,

$$\kappa^2 \mathbf{W} + \frac{1}{c^2} \frac{\partial^2}{\partial t^2} \mathbf{W} + \frac{1}{c^2} \nabla \frac{\partial \phi_W}{\partial t} = \mu_0 \mathbf{J}. \quad (6.283)$$

In space regions outside of the current distribution, we can apply  $\phi_W = \phi$  and  $\mathbf{W} = \mathbf{A}$ , and using the Helmholtz equation (6.261) leads to

$$-\nabla^2 \mathbf{A} + \frac{1}{c^2} \frac{\partial^2}{\partial t^2} \mathbf{A} + \frac{1}{c^2} \nabla \frac{\partial \phi}{\partial t} = \mu_0 \mathbf{J}. \quad (6.284)$$

The Lorenz condition of ECE theory is

$$\partial_\mu A^{a\mu} = 0, \quad (6.285)$$

its space part reads (without polarization index  $a$ ):

$$\frac{1}{c^2} \frac{\partial \phi}{\partial t} + \nabla \cdot \mathbf{A} = 0. \quad (6.286)$$

Since  $\mathbf{A}$  is a Beltrami field, it is  $\nabla \cdot \mathbf{A} = 0$ , i.e., the scalar potential is static. Inserting this in (6.284) gives

$$\left( \frac{1}{c^2} \frac{\partial^2}{\partial t^2} - \nabla^2 \right) \mathbf{A} = \mu_0 \mathbf{J}, \quad (6.287)$$

which is the d'Alembert or classical wave equation with source term:

$$\square \mathbf{A} = \mu_0 \mathbf{J}. \quad (6.288)$$

This equation is connected with the Proca equation [62]. If we identify the inhomogeneous term in the Proca equation (6.276) with the current density:

$$\mathbf{J} = -\frac{1}{\mu_0} \left( \frac{m_0 c}{\hbar} \right)^2 \mathbf{A}, \quad (6.289)$$

we directly obtain the classical wave equation (6.288) with a source term at the right-hand side. The source term is proportional to the vector potential itself. In a similar way, we can proceed with the 0-component of the Proca equation (4.167):

$$\left( \square + \left( \frac{m_0 c}{\hbar} \right)^2 \right) A^{a0} = 0. \quad (6.290)$$

In full analogy to (6.289), we define

$$J^{a0} = -\frac{1}{\mu_0} \left( \frac{m_0 c}{\hbar} \right)^2 A^{a0}, \quad (6.291)$$

which, without  $a$  index, can be written:

$$J^0 = -\frac{1}{\mu_0} \left( \frac{m_0 c}{\hbar} \right)^2 A^0, \quad (6.292)$$

or, with aid of

$$A^0 = \frac{\rho}{c}, \quad J^0 = c\rho, \quad (6.293)$$

is

$$\rho = -\frac{1}{\mu_0 c^2} \left( \frac{m_0 c}{\hbar} \right)^2 \phi = -\epsilon_0 \left( \frac{m_0 c}{\hbar} \right)^2 \phi. \quad (6.294)$$

Then, the scalar part of the Proca equation (6.290) follows:

$$\square \phi = \frac{1}{\epsilon_0} \rho. \quad (6.295)$$

This is an inhomogeneous wave equation for the electric potential.

In the above considerations, charge densities and currents are defined via potentials, no conventional charged masses. They can therefore be considered as vacuum structures, conglomerating to matter with a rest mass  $m_0$ . The vacuum potentials itself are sources of charges and currents. In a philosophical sense, matter may be considered to consist of vacuum or spacetime structures. This approach is fundamentally different from that of quantum electrodynamics, which is special relativity only. A photon with mass fits well into this picture.

### 6.2.5 Interpretation of Beltrami fields and examples

After the theoretical aspects of Beltrami fields have been described, we will clarify their essential properties using practical examples.

First we consider Beltrami solutions in vacuo with harmonic time dependence. The Faraday and Ampère-Maxwell law in vacuo are

$$\frac{\partial \mathbf{B}}{\partial t} + \nabla \times \mathbf{E} = \mathbf{0}, \quad (6.296)$$

$$-\frac{1}{c^2} \frac{\partial \mathbf{E}}{\partial t} + \nabla \times \mathbf{B} = \mathbf{0}. \quad (6.297)$$

We make the following two approaches for electric and magnetic fields:

1) Time dependence:

$$\mathbf{E}(\mathbf{r}, t) = \mathbf{E}(\mathbf{r}) e^{i\omega t}, \quad (6.298)$$

$$\mathbf{B}(\mathbf{r}, t) = \mathbf{B}(\mathbf{r}) e^{i\omega t}, \quad (6.299)$$

with an angular time frequency  $\omega$ .

2) Beltrami field assumptions for the space parts:

$$\nabla \times \mathbf{E}(\mathbf{r}) = \kappa \mathbf{E}(\mathbf{r}), \quad (6.300)$$

$$\nabla \times \mathbf{B}(\mathbf{r}) = \kappa \mathbf{B}(\mathbf{r}). \quad (6.301)$$

$\kappa$  is a constant wave number.

Inserting both approaches into (6.296-6.297) gives

$$\kappa \mathbf{E} + i\omega \mathbf{B} = \mathbf{0}, \quad (6.302)$$

$$\kappa \mathbf{B} - i \frac{\omega}{c^2} \mathbf{E} = \mathbf{0}. \quad (6.303)$$

From Eq. (6.302) follows

$$\mathbf{B} = i \frac{\kappa}{\omega} \mathbf{E}, \quad (6.304)$$

which, inserted into (6.303), gives

$$i \frac{\kappa^2}{\omega} \mathbf{E} - i \frac{\omega}{c^2} \mathbf{E} = \mathbf{0} \quad (6.305)$$

or

$$i \left( \frac{\kappa^2}{\omega} - \frac{\omega}{c^2} \right) \mathbf{E} = \mathbf{0}. \quad (6.306)$$

Since  $\mathbf{E}$  is not zero in general, the factor in parentheses must vanish:

$$\frac{\kappa^2}{\omega} - \frac{\omega}{c^2} = 0. \quad (6.307)$$

It follows

$$\kappa^2 = \frac{\omega^2}{c^2} \quad (6.308)$$

or

$$\kappa = \frac{\omega}{c}, \quad (6.309)$$

which is the usual definition of the wave number belonging to the time frequency  $\omega$ .

The approach (6.298, 6.299) means that  $\mathbf{E}$  and  $\mathbf{B}$  describe standing waves. For example a wave of type

$$E_0 \cos(\kappa X) \cos(\omega t) \quad (6.310)$$

is a standing wave in  $X$  direction, modulated by time. Thus, the space part of Beltrami fields represents standing waves, if the time dependence can be separated as in the above equation. An example is graphed in Fig. 6.2.

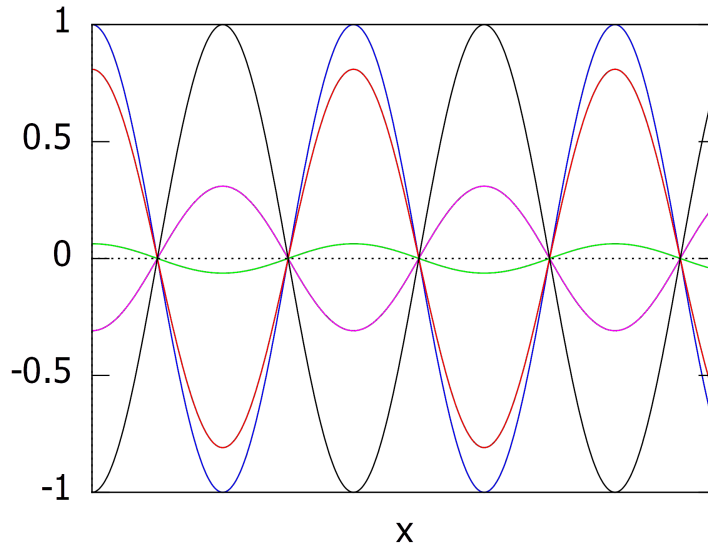


Figure 6.2: Example of a standing wave:  $A = \cos(X) \sin(t)$  for different  $t$  values.

It can even be shown that from the approaches (6.289) and (6.294) follows that the ECE potential is a Beltrami field in general [59]. Next we consider some concrete examples.



■ **Example 6.5** In example 4.2, circularly polarized plane waves were discussed, which make up the B(3) field and O(3) electrodynamics. The three polarization vectors of the vector potential,  $\mathbf{A}^{(i)}$ ,  $i = 1, 2, 3$ , represent a rotating circular basis. It was shown that these vectors obey Beltrami conditions, see Eqs. (4.156 - 4.158):

$$\nabla \times \mathbf{A}^{(1)} = \kappa \mathbf{A}^{(1)}, \quad (6.311)$$

$$\nabla \times \mathbf{A}^{(2)} = \kappa \mathbf{A}^{(2)}, \quad (6.312)$$

$$\nabla \times \mathbf{A}^{(3)} = 0 \cdot \mathbf{A}^{(3)}. \quad (6.313)$$

The third equation has the wave number  $\kappa = 0$  and represents a special case. The background is that the magnetic field in Z direction, derived from these polarization vectors, is constant. The non-vanishing  $\kappa$  values describe the space oscillation of the waves, see Eqs. (4.150-4.151) for definition. This shows that O(3) electrodynamics is essentially a Beltrami theory. ■

■ **Example 6.6** Reed [61] has shown that the most general Beltrami field  $\mathbf{v}$  can be described by

$$\mathbf{v} = \kappa \nabla \times (\psi \mathbf{a}) + \nabla \times \nabla \times (\psi \mathbf{a}), \quad (6.314)$$

where  $\psi$  is an arbitrary function,  $\kappa$  is a constant and  $\mathbf{a}$  is a constant vector. We present two examples. First we define (see computer algebra code [88])

$$\psi = \frac{1}{L^3} XYZ \quad (6.315)$$

with

$$\mathbf{a} = [0, 0, 1]. \quad (6.316)$$

The field resulting from Eq. (6.314) is graphed in Fig. 6.3. The field has only XY components and describes a hyperbolic vortex. Nevertheless, the divergence is zero. A second example is

$$\psi = \sin(\kappa X) \sin(\kappa Y) \cos(\kappa Z), \quad (6.317)$$

which has a more complicated structure (Fig. 6.4). The projection of several Z levels on the XY plane is shown in Fig. 6.5. One can see that the vectors rotate around the Z axis. Such rotational structures in all three dimensions are typical for Beltrami fields. ■

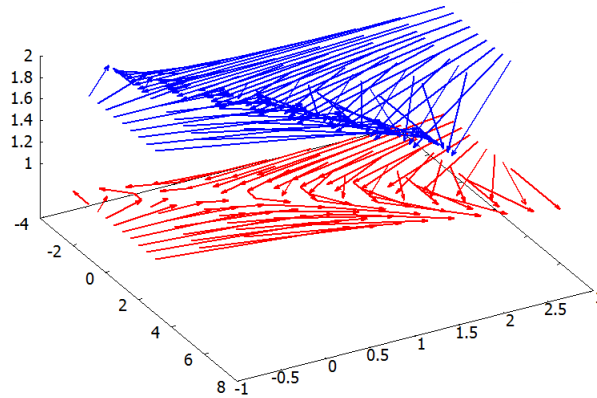


Figure 6.3: General Beltrami field of Eqs. (6.314-6.316).

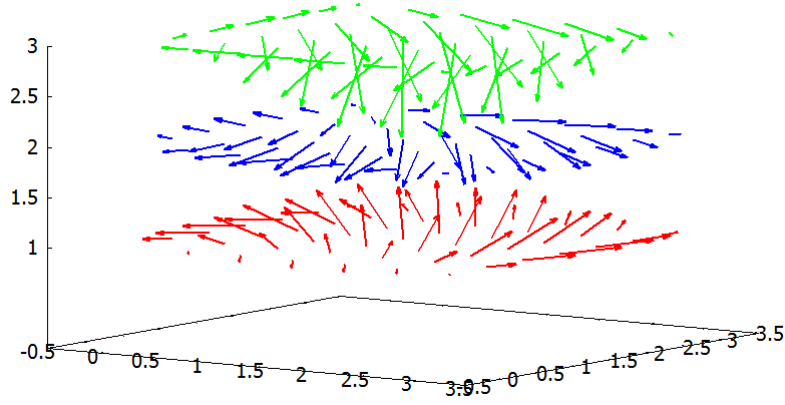
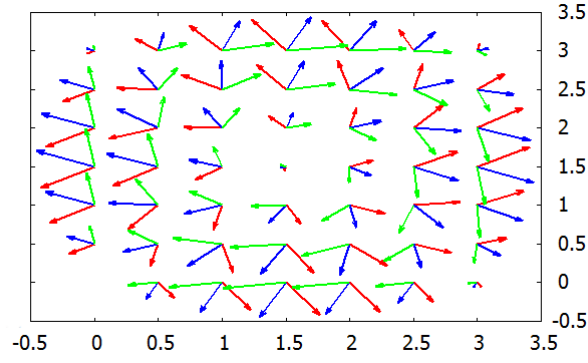


Figure 6.4: General Beltrami field of Eqs. (6.314, 6.316-6.317).

Figure 6.5: General Beltrami field of Eqs. (6.314, 6.316-6.317), projection in  $XY$  plane.

■ **Example 6.7** Marsh [63] defines a general Beltrami field with cylindrical geometry by

$$\mathbf{B} = \begin{bmatrix} 0 \\ B_\theta(r) \\ B_Z(r) \end{bmatrix} \quad (6.318)$$

with cylindrical coordinates  $r, \theta, Z$ . There is only an  $r$  dependence of the field components. For this to be a Beltrami field, the Beltrami condition in cylindrical coordinates

$$\nabla \times \mathbf{B} = \begin{bmatrix} \frac{1}{r} \frac{\partial B_Z}{\partial \theta} - \frac{\partial B_\theta}{\partial Z} \\ \frac{\partial B_r}{\partial Z} - \frac{\partial B_Z}{\partial r} \\ \frac{1}{r} \left( \frac{\partial(rB_\theta)}{\partial r} - \frac{\partial B_r}{\partial \theta} \right) \end{bmatrix} = \kappa \mathbf{B} \quad (6.319)$$

must hold. The divergence in cylindrical coordinates is

$$\nabla \cdot \mathbf{B} = \frac{1}{r} \frac{\partial(rB_r)}{\partial r} + \frac{1}{r} \frac{\partial B_\theta}{\partial \theta} + \frac{\partial B_Z}{\partial Z}. \quad (6.320)$$

Obviously, the field (6.318) is divergence-free, a prerequisite to be a Beltrami field. Eq.(6.319)

simplifies to

$$\nabla \times \mathbf{B} = \begin{bmatrix} 0 \\ -\frac{\partial B_Z}{\partial r} \\ \frac{\partial B_\theta}{\partial r} + \frac{1}{r} B_\theta \end{bmatrix} = \kappa \begin{bmatrix} 0 \\ B_\theta \\ B_Z \end{bmatrix}. \quad (6.321)$$

We consider the case for constant  $\kappa$ . From the second component of Eq.(6.321) follows

$$-\frac{\partial}{\partial r} B_Z = \kappa B_\theta \quad (6.322)$$

and from the third component

$$r \frac{\partial}{\partial r} B_\theta + B_\theta = \kappa r B_Z. \quad (6.323)$$

Integrating Eq. (6.322) and inserting the result for  $B_Z$  into (6.323) gives

$$\frac{\partial}{\partial r} B_\theta + \frac{B_\theta}{r} = -\kappa^2 \int B_\theta dr, \quad (6.324)$$

and differentiating this equation leads to the second order differential equation

$$r^2 \frac{\partial^2}{\partial r^2} B_\theta + r \frac{\partial}{\partial r} B_\theta + \kappa^2 r^2 B_\theta - B_\theta = 0. \quad (6.325)$$

Finally we change the variable  $r$  to  $\kappa r$  which leads to Bessel's differential equation

$$r^2 \frac{d^2}{dr^2} B_\theta(\kappa r) + r \frac{d}{dr} B_\theta(\kappa r) + (\kappa^2 r^2 - 1) B_\theta(\kappa r) = 0. \quad (6.326)$$

The solution is the Bessel function

$$B_\theta(r) = B_0 J_1(\kappa r) \quad (6.327)$$

(with a constant  $B_0$ ) and from (6.322) follows

$$B_Z(r) = B_0 J_0(\kappa r) \quad (6.328)$$

(see computer algebra code [89]). This is the known solution of Reed/Marsh, scaled by the wave number  $\kappa$ , with longitudinal components. It is graphed in Fig. 6.6. It can be seen that the vector field changes from transversal to longitudinal when approaching the  $Z$  axis. However, there are always longitudinal components in certain distances as well. This is obvious from Fig. 6.7 where the decomposition into both components is plotted. According to the oscillating nature of the Bessel functions (with zero crossings), the field changes periodically from transversal to longitudinal with increasing radius.

The flow of test particles in the field (if it is assumed to be hydrodynamic) can best be seen from a streamline picture. The streamlines are shown in Fig. 6.8. Streamlines show how a test particle moves in the vector field which is considered a velocity field. The particle is transported according to

$$\mathbf{x} + \Delta \mathbf{x} = \mathbf{x} + \mathbf{v}(\mathbf{x}) \Delta t \quad (6.329)$$

with a velocity  $\mathbf{v}$ . In Fig. 6.8, all streamlines start with 9 points in parallel on the  $X$  axis. At the center the flow is fast and longitudinal while at the periphery (near to the first zero crossing of the Bessel function  $J_0$ ) the flow is circling and has only a small  $Z$  component.

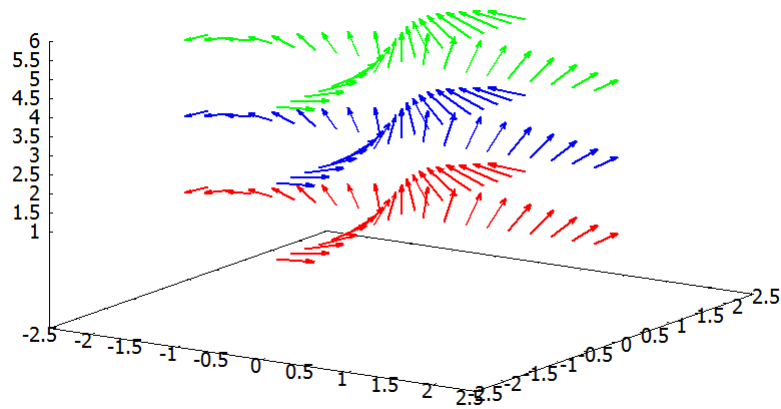


Figure 6.6: Beltrami field of Bessel functions.

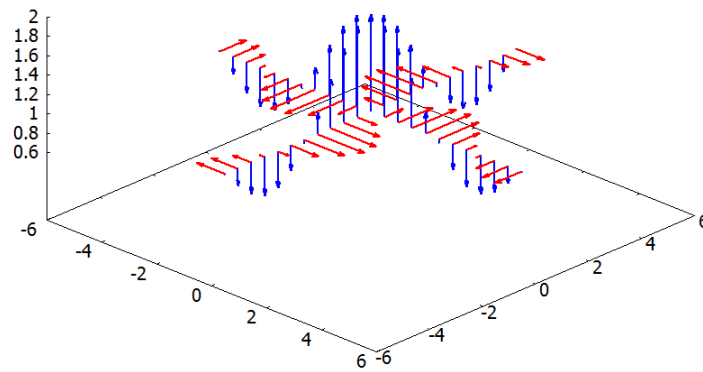


Figure 6.7: Beltrami field of Bessel functions, decomposition into transversal and longitudinal vectors.

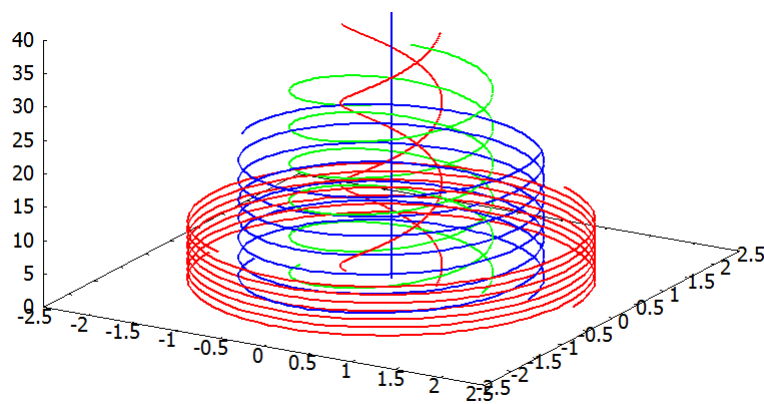


Figure 6.8: Beltrami field of Bessel functions, streamlines.

There is a remarkable similarity with technical developments of Tesla. In Fig. 6.8, the transversal parts resemble the current distribution of a Tesla flat coil. The longitudinal part in the middle corresponds to the current going to the sphere in a Tesla transmitter, see for example a patent of Tesla [64]. According to Eq. (6.223), the current density for producing a Beltrami field is a Beltrami field itself. Therefore, it should be possible to transmit free Beltrami fields by constructing a transmitter having a current distribution as for example shown in Fig. 6.8.

A flat coil is only a rough approximation since therein the current density is constant and not depending on the radius. An improvement could be to use concentric conducting rings with differing currents. At the center a dipole-like structure perpendicular to the rings could be imagined. The spatial dimensions are determined by the wave number which enters Eq. (6.326) by the relation  $\kappa = 2\pi/\lambda$ . The wavelength  $\lambda$  is defined by the frequency which should be not too high, otherwise the Maxwell displacement current of Eq. (6.218) has to be taken into account. ■

■ **Example 6.8** The last example shows a longitudinal vortex flow of Victor Schauburger (Fig. 6.9 as cited by Reed [61]). Schauburger described natural phenomena which often consist of vortex phenomena. Similar vortex structures are mentioned by Reed in connection with interstellar magnetic fields without forces. Fig. 6.9 is highly similar to the Beltrami flow of the Bessel function example, Fig. 6.8. In addition, there are small toroidal counter-vortices near to the surrounding pipe. This is a transport phenomenon in fluids. ■

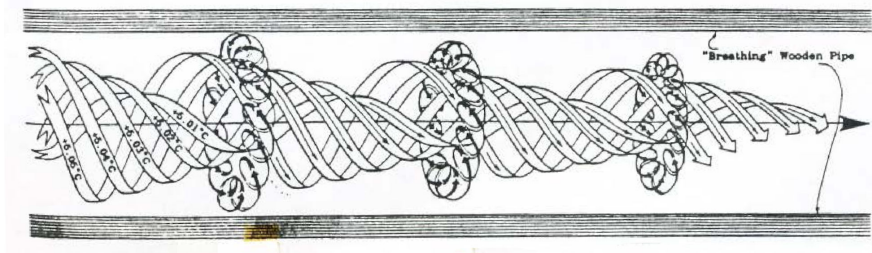


Figure 6.9: Helical flow according to Schauburger [61].

Some more interesting examples of Beltrami fields are described in [59] and [4]. These are examples for longitudinal solutions of the field equations, even in the case of Maxwell-Heaviside equations of special relativity. In particular, it is remarkable that standing waves can be generated from only one side of a transmission. Normally, two sides with “fixed ends” are required for this. It is not clear how communication mechanisms can be established by standing waves. Mathematicians argue that changes in standing waves propagate instantaneously. This would even enable superluminal communication.





# Bibliography

## Chapter 1

- [1] M. W. Evans, “Generally Covariant Unified Field Theory: the Geometrization of Physics” (Abramis Academic, 2005 to present), Vols. 1 to 7.
- [2] L. Felker, “The Evans Equations of Unified Field Theory” (Abramis Academic, 2007).
- [3] Unified Field Theory (UFT) Section of [www.aias.us](http://www.aias.us).
- [4] M. W. Evans, H. Eckardt, D. W. Lindstrom, S. J. Crothers, “Principles of ECE Theory - a New Paradigm of Physics” (epubli, Berlin, 2016).
- [5] M. W. Evans, H. Eckardt, D. W. Lindstrom, S. J. Crothers, U. E. Bruchholz, “Principles of ECE Theory, Volume 2: Closing the gap between experiment and theory” (epubli, Berlin, 2017)
- [6] M. W. Evans, S. J. Crothers, H. Eckardt, K. Pendergast, “Criticisms of the Einstein Field Equation” (Cambridge International Science Publishing, 2011).

## Chapter 2

- [7] S. Carroll, “Spacetime and Geometry: Introduction to General Relativity” (Pearson Education Limited, 2014); manuscript online: <https://arxiv.org/pdf/gr-qc/9712019.pdf>
- [8] P. A. M. Dirac, “General Theory of Relativity” (Princeton Landmarks in Mathematics & Physics, Wiley 1975 / Princeton University Press, 1996)
- [9] R. M. Wald, “General Relativity” (University of Chicago Press, 1984)
- [10] R. M. Ryder, “Introduction to General Relativity” (Cambridge University Press, 2009)
- [11] T. Fließbarch, “Allgemeine Relativitätstheorie” (Spektrum Akademischer Verlag, 1995)

- [12] H.M. Khudaverdian, “Riemannian Geometry” (draft of Lecture Notes of H.M. Khudaverdian. Manchester, 20-th May 2011); manuscript online:  
<http://www.maths.manchester.ac.uk/~khudian/Teaching/Geometry/GeomRim11/riemgeom11.pdf>
- [13] Paper 142, Unified Field Theory (UFT) Section of [www.aias.us](http://www.aias.us).

### Chapter 3

- [14] Appendix C of Paper 15, Unified Field Theory (UFT) Section of [www.aias.us](http://www.aias.us).
- [15] Paper 104, Unified Field Theory (UFT) Section of [www.aias.us](http://www.aias.us).
- [16] Paper 109, Unified Field Theory (UFT) Section of [www.aias.us](http://www.aias.us).
- [17] Paper 137, Unified Field Theory (UFT) Section of [www.aias.us](http://www.aias.us).
- [18] Paper 93, Unified Field Theory (UFT) Section of [www.aias.us](http://www.aias.us).
- [19] Myron W. Evans, Stephen J. Crothers, Horst Eckardt, Kerry Pendergast, “Criticisms of the Einstein Field Equation” (Cambridge International Science Publishing Ltd., 2011), preprints on [www.researchgate.net](http://www.researchgate.net) and Paper 109, Unified Field Theory (UFT) Section of [www.aias.us](http://www.aias.us).
- [20] Paper 99, Unified Field Theory (UFT) Section of [www.aias.us](http://www.aias.us).
- [21] L. H. Ryder, “Quantum Field Theory” (Cambridge Univ. Press, 1996, 2nd. Ed.)
- [22] Paper 88, Unified Field Theory (UFT) Section of [www.aias.us](http://www.aias.us).
- [23] Paper 255, Unified Field Theory (UFT) Section of [www.aias.us](http://www.aias.us).
- [24] Paper 313, Unified Field Theory (UFT) Section of [www.aias.us](http://www.aias.us).

### Chapter 4

- [25] M. W. Evans and J.-P. Vigi er, “The Enigmatic Photon, Volume 1: The Field B(3)”, Chapter 7 (Kluwer Academic Press, Dordrecht, 1994), available in [27], Paper 421.
- [26] Paper 100, Unified Field Theory (UFT) Section of [www.aias.us](http://www.aias.us).
- [27] Myron Evans - Omnia Opera section of [www.aias.us](http://www.aias.us).
- [28] M. W. Evans, “The Enigmatic Photon, Volume 5: O(3) Electrodynamics”, Chapter 13, (Kluwer Academic Press, Dordrecht, 1999), available in [27], Paper 485.
- [29] P. K. Anastasovski e al., “Operator Derivation of the Gauge Invariant Proca and Lehnert Equations, Elimination of the Lorenz Condition”, Found. Phys., 39(7), 1123-1130(2000).



## Chapter 5

- [30] Paper 131, Unified Field Theory (UFT) Section of [www.aias.us](http://www.aias.us).
- [31] Paper 132, Unified Field Theory (UFT) Section of [www.aias.us](http://www.aias.us).
- [32] Paper 133, Unified Field Theory (UFT) Section of [www.aias.us](http://www.aias.us).
- [33] Paper 134, Unified Field Theory (UFT) Section of [www.aias.us](http://www.aias.us).
- [34] Paper 49, Unified Field Theory (UFT) Section of [www.aias.us](http://www.aias.us).
- [35] J.-C. Pecker, A. P. Roberts and J.-P. Vigi r, *Nature*, 237, 227 (1972).
- [36] Papers 168-170, Unified Field Theory (UFT) Section of [www.aias.us](http://www.aias.us).
- [37] J. D. Jackson, “Classical Electrodynamics”, third edition, John Wiley and sons, 1998, Chapter 6.7.
- [38] Paper 292, Unified Field Theory (UFT) Section of [www.aias.us](http://www.aias.us).
- [39] O. Preuss, S. K. Solanki, M. P. Haugan and S. Jordan, “Gravity-induced Birefringence within the framework of Poincar  gauge Theory, arXiv: gr-qc / 0507071 v2 28 Jul 2006.
- [40] Paper 67, Unified Field Theory (UFT) Section of [www.aias.us](http://www.aias.us).
- [41] Paper 45, Unified Field Theory (UFT) Section of [www.aias.us](http://www.aias.us).
- [42] Paper 147, Unified Field Theory (UFT) Section of [www.aias.us](http://www.aias.us).
- [43] Papers 43, 100, Unified Field Theory (UFT) Section of [www.aias.us](http://www.aias.us).
- [44] Paper 107, Unified Field Theory (UFT) Section of [www.aias.us](http://www.aias.us).
- [45] Papers 59-61, and in particular Paper 63, Unified Field Theory (UFT) Section of [www.aias.us](http://www.aias.us).
- [46] Paper 94, Unified Field Theory (UFT) Section of [www.aias.us](http://www.aias.us).
- [47] Papers 364, 382, 383, Unified Field Theory (UFT) Section of [www.aias.us](http://www.aias.us).

## Chapter 6

- [48] Paper 315, Unified Field Theory (UFT) Section of [www.aias.us](http://www.aias.us).
- [49] G.Y. Rainich, “Electrodynamics in the General Relativity Theory”, *Proc. N.A.S.*, 10 (1924), 124-127, and 294-298.
- [50] D. W. Lindstrom, H. Eckardt, M. W. Evans, “Ramifications of a totally antisymmetric torsion tensor”, Paper 445, Unified Field Theory (UFT) Section of [www.aias.us](http://www.aias.us).
- [51] A. Einstein, “Grundz ge der Relativit tstheorie”. A back-translation from the Four Lectures on Theory of Relativity. Akademie-Verlag Berlin, Pergamon Press Oxford, Friedrich Vieweg & Sohn Braunschweig (1969).
- [52] U. E. Bruchholz, “A Simple World Model Appropriate to the Geometric Theory of Fields”, *Journal of Mathematics Research*, bf 3 No.1 (2011), 76-78.

- [53] U. E. Bruchholz, “Key Notes on a Geometric Theory of Fields”, Progress in Physics, vol. 5, no. 2, pp. 107-113, 2009. Online available: <http://www.ptep-online.com/2009/PP-17-17.PDF>
- [54] U. E. Bruchholz, “Quanta and Particles as Necessary Consequence of General Relativity”, LAP LAMBERT Academic Publishing, 2017.
- [55] U. E. Bruchholz, H. Eckardt, European Journal of Engineering Research & Science, vol. 5 no. 10, 2020. Online available: <https://www.ejers.org/index.php/ejers/article/view/2136/957>
- [56] Paper 316, Unified Field Theory (UFT) Section of [www.aias.us](http://www.aias.us).
- [57] Paper 317, Unified Field Theory (UFT) Section of [www.aias.us](http://www.aias.us).
- [58] Paper 255, Unified Field Theory (UFT) Section of [www.aias.us](http://www.aias.us).
- [59] Papers 257-260, Unified Field Theory (UFT) Section of [www.aias.us](http://www.aias.us).
- [60] Tadeusz Iwaniec, Gaven Martin, “The Beltrami equation” in: Memoirs of the American Mathematical Society, vol 191, No. 893, 2008.
- [61] D. Reed, “Beltrami-Trkalian Vector Fields in Electrodynamics” in: M. W. Evans and S. Kielich, Eds., “Modern Nonlinear Optics” (Wiley, New York, 1992, 1993, 1997, 2001) in six volumes and two editions, vols. 85 and 119 of “Advances in Chemical Physics”.
- [62] Paper 157, Unified Field Theory (UFT) Section of [www.aias.us](http://www.aias.us).
- [63] G. E. Marsh, Force-Free Magnetic Fields, World Scientific, Singapore, 1994.
- [64] N. Tesla, “Apparatus for transmission of electrical energy”, patent <http://intalek.com/Index/Projects/SmartLINK/00649621.PDF>, 1900.

### **Computer algebra code (Maxima)**

- [65] Ex2.4.wxm
- [66] Ex2.5.wxm
- [67] Ex2.10.wxm
- [68] CH02-diag-metric.wxm
- [69] CH02-nondiag-metric.wxm
- [70] Ex2.11.wxm
- [71] Ex2.12.wxm
- [72] Ex2.13.wxm
- [73] Ex2.14.wxm
- [74] Ex2.15.wxm
- [75] Ex3.1.wxm
- [76] Ex3.2a.wxm

- [77] Ex3.2b.wxm
- [78] Ex4.1.wxm
- [79] Ex4.2.wxm
- [80] Ex5.2.wxm
- [81] Ex5.3.wxm
- [82] Ex5.4.wxm
- [83] Ex5.5.wxm
- [84] Ex5.6.wxm
- [85] Ex5.7.wxm
- [86] Ex6.2.wxm
- [87] Ex6.2a.wxm
- [88] Ex6.6.wxm
- [89] Ex6.7.wxm

### External figures and pictures

- [90] Source: Wikimedia Commons - [https://commons.wikimedia.org/wiki/File:3D\\_Spherical.svg#/media/File:3D\\_Spherical.svg](https://commons.wikimedia.org/wiki/File:3D_Spherical.svg#/media/File:3D_Spherical.svg).
- [91] Wikimedia Commons contributors, "File:Circular.Polarization.Circularly.Polarized.Light Without.Components Right.Handed.svg," Wikimedia Commons, the free media repository, [https://commons.wikimedia.org/w/index.php?title=File:Circular.Polarization.Circularly.Polarized.Light\\_Without.Components\\_Right.Handed.svg&oldid=129326301](https://commons.wikimedia.org/w/index.php?title=File:Circular.Polarization.Circularly.Polarized.Light_Without.Components_Right.Handed.svg&oldid=129326301) (accessed February 23, 2020).
- [92] Wikimedia Commons contributors, "File:Circular.Polarization.Circularly.Polarized.Light Without.Components Left.Handed.svg," Wikimedia Commons, the free media repository, [https://commons.wikimedia.org/w/index.php?title=File:Circular.Polarization.Circularly.Polarized.Light\\_Without.Components\\_Left.Handed.svg&oldid=129326296](https://commons.wikimedia.org/w/index.php?title=File:Circular.Polarization.Circularly.Polarized.Light_Without.Components_Left.Handed.svg&oldid=129326296) (accessed February 23, 2020).
- [93] Wikimedia Commons contributors, "File:Fibre-optic-interferometer.svg," Wikimedia Commons, the free media repository, <https://commons.wikimedia.org/w/index.php?title=File:Fibre-optic-interferometer.svg&oldid=332127041> (accessed February 23, 2020).
- [94] Wikimedia Commons contributors. File:Faraday disc.jpg [Internet]. Wikimedia Commons, the free media repository; 2015 Aug 15, 15:43 UTC [cited 2020 Feb 28]. Available from: [https://commons.wikimedia.org/w/index.php?title=File:Faraday\\_disc.jpg&oldid=168638737](https://commons.wikimedia.org/w/index.php?title=File:Faraday_disc.jpg&oldid=168638737).

- [95] Wikimedia Commons contributors, "File:Mplwp resonance Dmany.svg," Wikimedia Commons, the free media repository, [https://commons.wikimedia.org/w/index.php?title=File:Mplwp\\_resonance\\_Dmany.svg&oldid=229436939](https://commons.wikimedia.org/w/index.php?title=File:Mplwp_resonance_Dmany.svg&oldid=229436939) (accessed March 5, 2020).

Book cover and chapter heading images are from the free website unsplash.com.